



**TUESDAY 8<sup>th</sup> – SATURDAY 12<sup>th</sup> MAY 2007**

**promoted by  
Coleraine & District Motor Club  
[www.northwest200.org](http://www.northwest200.org)**

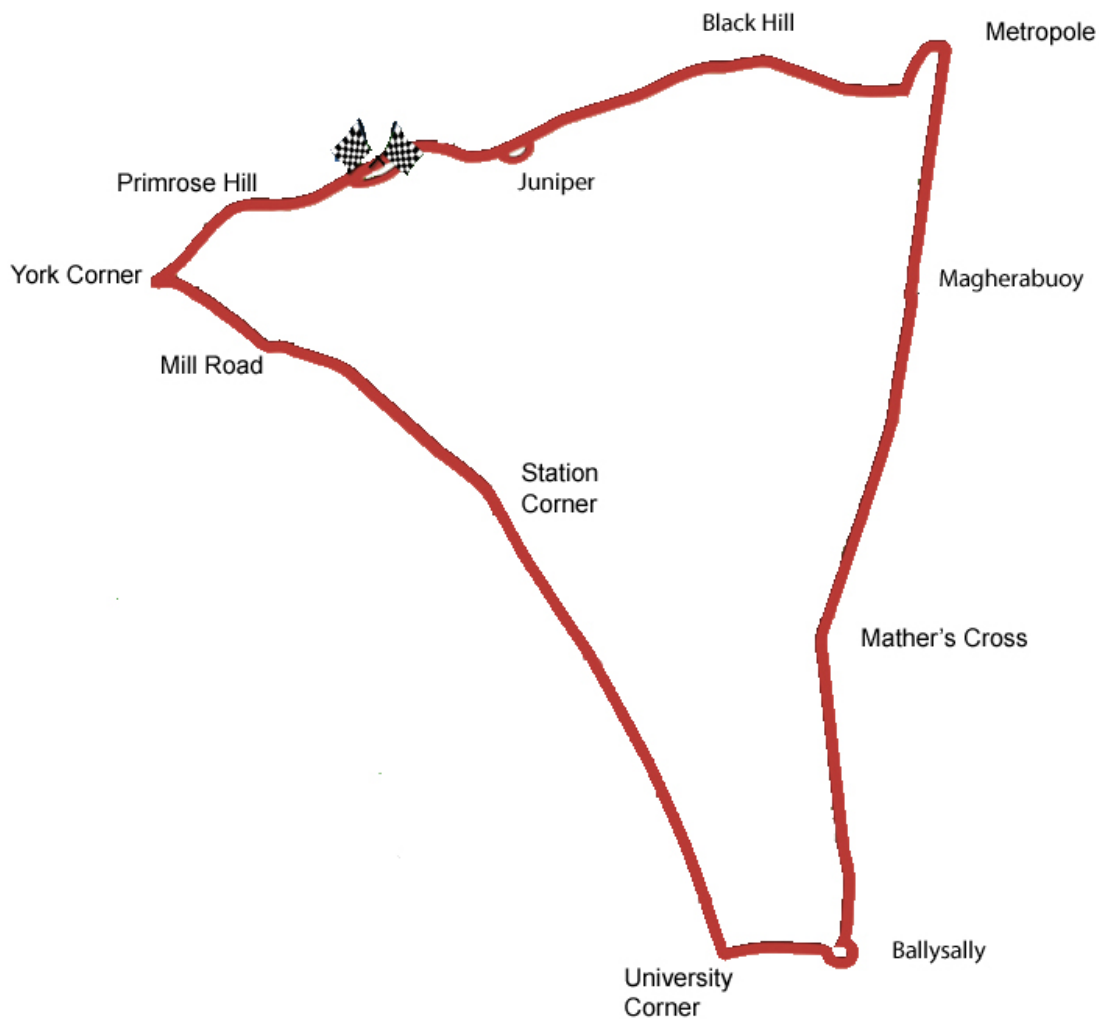


**SUPERSPORT RACE**



# The Triangle Circuit

8.966 miles



## LAP RECORDS

Class	Rider	Machine	m	s	mph	Year
125cc	Robert Dunlop	Honda	5	12.909	103.153	2006
250cc	Callum Ramsay	Honda	4	43.35	113.914	1998
Supersport 400	John McGuinness	Honda	5	13.190	103.061	2004
Supersport 600	Ian Hutchinson	Kawasaki	4	36.158	116.881	2006
Superstock	Ian Hutchinson	Kawasaki	4	28.661	120.142	2006
Superbike	Steve Plater	Honda	4	20.074	124.109	2006

# KENNEDY International NORTH WEST 200

## SUPERSPORT / SUPERSTOCK

### Qualifying Session One

Tuesday, 08 May 2007



### Supersport

Qualifying Time


5:31.245

Qualifying Speed

97.443

Pos	Class	No	Name	Machine / Sponsor	Time	Best Lap Behind	Speed	On	Total Laps	Qualifying Laps
Qualifying Classification										
1	NWSSP	5	Bruce ANSTEY	Suzuki - Relentless Suzuki by TAS Racing	4:36.677	0.162	116.662	2	4	4
2	NWSSP	101	Steve PLATER	Yamaha - AIM Racing	4:41.695	5.018	114.584	4	5	3
3	NWSSP	86	Cameron DONALD	Honda - Wilson Craig/Uel Duncan	4:41.700	5.023	114.581	3	6	3
4	NWSSP	24	Keith AMOR	Honda - Wilson Craig/Uel Duncan Racing	4:41.924	5.247	114.490	2	6	4
5	NWSSP	4	John McGUINNESS	Honda - Padgetts of Batley	4:43.489	6.812	113.858	3	6	5
6	NWSSP	9	Alastair SEELEY	Kawasaki - William Watt Antrim	4:43.862	7.185	113.709	4	7	6
7	NWSSP	8	Guy MARTIN	Honda - Hydrex Honda	4:44.464	7.787	113.468	4	5	5
8	NWSSP	6	Ian LOUGHER	Honda - Blackhorse Motorcycle Finance	4:44.764	8.087	113.349	5	5	5
9	NWSSP	10	Raymond PORTER	Kawasaki - McAdoo/Gortreagh Printing	4:45.258	8.581	113.152	5	7	7
10	NWSSP	49	Conor CUMMINS	Yamaha - JMF Team Millsport Racing	4:45.579	8.902	113.025	3	4	3
11	NWSSP	3	Michael RUTTER	Kawasaki - Isilon MSS Discovery Kawasaki	4:46.395	9.718	112.703	3	6	5
12	NWSSP	11	Stuart EASTON	Kawasaki - Isilon MSS Discovery Kawasaki	4:49.662	12.985	111.432	4	5	4
13	NWSSP	1	Ian HUTCHINSON	Honda - Bike Animal Honda	4:49.670	12.993	111.429	2	6	5
14	NWSSP	44	Barry DAVIDSON	Honda - Maine Road Racing Club	4:50.487	13.810	111.115	4	6	5
15	NWSSP	22	Nigel BEATTIE	Yamaha - JMF Team Millsport Racing	4:50.637	13.960	111.058	2	3	2
16	NWSSP	46	Adrian McFARLAND	Yamaha - Team Hardship Racing	4:51.408	14.731	110.764	3	4	3
17	NWSSP	7	Ryan FARQUHAR	Kawasaki - Kenny Harker Racing	4:51.806	15.129	110.613	4	5	3
18	NWSSP	25	Chris PALMER	Honda - Solway Slate & Tile Carlisle	4:52.160	15.483	110.479	2	6	5
19	NWSSP	93	Callum RAMSAY	Honda - Crossan Motorcycles	4:52.648	15.971	110.295	3	4	2
20	NWSSP	14	Jimmy MOORE	Honda - Blackhorse Motorcycle Finance	4:54.587	17.910	109.569	5	6	4
21	NWSSP	42	Mark PARRETT	Yamaha - Vixen Racing	4:55.170	18.493	109.353	5	6	5
22	NWSSP	61	Phil STEWART	Honda	4:55.309	18.632	109.301	5	6	5
23	NWSSP	47	Ryan McCAY	Triumph 675 - Absol Engineering	4:58.922	22.245	107.980	5	6	5
24	NWSSP	91	Andrew NEILL	Yamaha - Moira MRC	4:59.132	22.455	107.904	5	6	4
25	NWSSP	72	Frank SPENNER	Yamaha - ADAC Hessen-Thuringen	4:59.193	22.516	107.882	4	5	3
26	NWSSP	71	Davy MORGAN	Honda - AutoTech	4:59.258	22.581	107.859	3	5	3
27	NWSSP	196	Dave MILLING	Honda	4:59.922	23.245	107.620	4	6	5
28	NWSSP	35	Trevor FERGUSON	Triumph 675	5:00.527	23.850	107.403	2	6	3
29	NWSSP	100	James REDPATH	Yamaha - R&R Kitchens	5:01.016	24.339	107.229	5	5	4
30	NWSSP	39	Stefano BONETTI	Honda	5:01.105	24.428	107.197	5	6	5
31	NWSSP	64	Paul DOBBS	Triumph 675 - Action Triumph/Custom Classic	5:01.294	24.617	107.130	2	4	3
32	NWSSP	87	Oliver LINSDELL	Triumph 675 - Flitwick Motorcycles	5:01.654	24.977	107.002	5	7	6
33	NWSSP	63	Mark LUNNEY	Honda - Philip Mullan Steel Fixing	5:02.660	25.983	106.646	6	6	4
34	NWSSP	32	Lee HILL	Yamaha	5:02.729	26.052	106.622	5	6	4
35	NWSSP	90	Anthony McCOLGAN	Suzuki	5:04.697	28.020	105.933	5	6	5
36	NWSSP	40	Liam QUINN	Yamaha - Team Racing	5:05.353	28.676	105.706	5	5	4
37	NWSSP	92	Wayne KENNEDY	Suzuki - Rainbow Amusements	5:05.454	28.777	105.671	5	7	6
38	NWSSP	54	Steve HENEGHAN	Suzuki - HCL Yomoto Quattro Racing	5:05.924	29.247	105.509	4	6	5
39	NWSSP	99	David MULLIGAN	Yamaha	5:05.956	29.279	105.498	2	6	4
40	NWSSP	58	Maurice HOGG	Yamaha	5:06.213	29.536	105.409	5	7	6
41	NWSSP	26	Dennis BOOTH	Yamaha	5:06.274	29.597	105.388	5	6	5
42	NWSSP	75	Paul GARTLAND	Yamaha	5:06.787	30.110	105.212	4	6	5
43	NWSSP	13	Jay BELLERS-SMITH	Yamaha	5:07.989	31.312	104.801	4	6	4
44	NWSSP	66	David TAYLOR	Yamaha	5:09.782	33.105	104.195	5	6	5
45	NWSSP	18	Michael DUNLOP	Triumph 675	5:10.126	33.449	104.079	5	6	4
46	NWSSP	95	Phil HARVEY	Yamaha - the FSD.com	5:10.416	33.739	103.982	5	6	5
47	NWSSP	56	Stephen OATES	Suzuki - Hallett Aviation	5:11.115	34.438	103.748	4	7	6
48	NWSSP	88	Alan OVERSBY	Honda - W A Corless Joinery	5:11.269	34.592	103.697	4	6	5
49	NWSSP	89	Trevor KEYS	Suzuki - McKinsty	5:12.496	35.819	103.290	2	3	2
50	NWSSP	62	Ricky IANSON	Honda	5:12.656	35.979	103.237	5	6	4
51	NWSSP	65	Kevin STROWGER	Honda - Mistral Racing Ltd.	5:12.693	36.016	103.225	4	6	4
52	NWSSP	74	Glenn WALKER	Kawasaki - D n D Motorcycles	5:12.990	36.313	103.127	2	5	2

These Results are provisional and are subject to ratification by the Stewards of the Meeting.

Track	<b>The Triangle</b>	Signed	 Chief Timekeeper	Organising Club	<b>Coleraine &amp; District Motor Club</b>
Length(miles)	<b>8.9660</b> <b>Lap 1 (8.8300)</b>	Issued At:		20:23:19	Qualifying Started
Weather	<b>Sunny</b>				
Track	<b>Dry</b>				



# KENNEDY International NORTH WEST 200

## SUPERSPORT / SUPERSTOCK

### Qualifying Session One

Tuesday, 08 May 2007



### Supersport

Qualifying Time

5:31.245

Qualifying Speed


97.443

Pos	Class	No	Name	Machine / Sponsor	Time	Best Lap Behind	Speed	On	Total Laps	Qualifying Laps
<b>Qualifying Classification</b>										
53	NWSSP	97	Lorenzo RIZZARDINI	Kawasaki	5:13.949	37.272	102.812	4	6	2
54	NWSSP	51	Paul LENNON	Kawasaki	5:14.441	37.764	102.651	2	6	5
55	NWSSP	81	Chris MCGAHAN	Yamaha - Manx Glass & Glazing	5:14.986	38.309	102.473	4	5	4
56	NWSSP	53	Rob BARBER	Triumph 675 - PRB Racing.co.uk	5:15.235	38.558	102.392	5	6	4
57	NWSSP	80	Phill ARCHER	Triumph 675	5:15.560	38.883	102.287	4	5	4
58	NWSSP	79	Sandy BERWICK	Suzuki	5:16.935	40.258	101.843	5	6	4
59	NWSSP	60	Johnny McCAY	Yamaha	5:18.981	42.304	101.190	4	6	4
60	NWSSP	43	Keith COSTELLO	Yamaha	5:22.767	46.090	100.003	5	5	2
61	NWSSP	50	James BRESLIN	Kawasaki	5:23.040	46.363	99.918	3	5	4
62	NWSSP	15	Anita BUXTON	Suzuki - KP Zig Zag Racing	5:24.888	48.211	99.350	4	5	3
63	NWSSP	30	Carl HOOPER	Honda - Lemonade Screen Print/Macc	5:25.848	49.171	99.057	4	4	3

### Non Qualifiers

NWSSP	78	John WALSH	Yamaha - Diamond Edge Racing	4:52.354	15.839	110.406	2	3	<u>1</u>
NWSSP	115	Roger MAHER	Yamaha - Back Racing / Specials Ireland	4:55.283	18.768	109.311	2	3	<u>1</u>
NWSSP	2	Adrian ARCHIBALD	Suzuki - Relentless Suzuki by TAS Racing	5:12.138	35.623	103.408	3	3	<u>1</u>
NWSSP	27	Maria COSTELLO	Honda - Bering/Blackhorse M/C Finance	5:18.870	42.355	101.225	2	2	<u>1</u>
NWSSP	20	Denver ROBB	Suzuki - Mar-Train Racing	5:19.773	43.258	100.939	2	2	<u>1</u>
NWSSP	34	James McBRIDE	Yamaha - Speedfreak Race Team	5:20.190	43.675	100.808	2	2	<u>1</u>
NWSSP	36	Christian ELKIN	Honda - BBR Racing	5:21.162	44.647	100.503	3	3	<u>1</u>
NWSSP	73	Jeff WARD	Honda - TWR	5:38.204	1:01.689	95.438	2	2	<u>0</u>
NWSSP	67	Herbie RONAN	Honda	5:41.684	1:05.169	94.466	2	2	<u>0</u>
NWSSP	76	Richard THERSBY	Suzuki - Slater Bikes	5:50.747	1:14.232	92.025	3	4	<u>0</u>
NWSSP	23	Michael WEYNAND	Triumph 675 - SK Support Racing Team Macau	8:09.387	3:32.872	65.955	1	1	<u>0</u>
NWSSP	96	Daniel JANSEN	Kawasaki	15:46.015	11:09.500	34.120	1	1	<u>0</u>

These Results are provisional and are subject to ratification by the Stewards of the Meeting.

Track	<b>The Triangle</b>	Signed		Organising Club	<b>Coleraine &amp; District Motor Club</b>
Length(miles)	<b>8.9660</b> Lap 1 (8.8300)		Chief Timekeeper	Qualifying Started	<b>19:27:35.189</b>
Weather	<b>Sunny</b>	Issued At:	20:23:19		
Track	<b>Dry</b>				

# KENNEDY International NORTH WEST 200



## SUPERSPORT / SUPERSTOCK

### Qualifying Session One

Tuesday, 08 May 2007

## DETAILED RESULT

Supersport

### Qualifying Classification

Position

<b>1</b>	<b>5 Bruce ANSTEY</b>	NWSSP	Behind	<b>0.162</b>
Best Time	<b>4:36.677</b>	Best Speed	<b>116.662</b>	On <b>2</b> Gp <b>a</b>

Lap	Elapsed Time	Lap Time	Lap Speed
1	5:16.762	5:16.762	100.353
2	9:53.439	4:36.677	116.662
3	14:32.100	4:38.661	115.831
4	19:24.522	4:52.422	110.380

### 2 101 Steve PLATER

	NWSSP	Behind	<b>5.018</b>
Best Time	<b>4:41.695</b>	Best Speed	<b>114.584</b>
		On <b>4</b>	Gp <b>a</b>

Lap	Elapsed Time	Lap Time	Lap Speed
1	5:39.994	5:39.994	93.496
2	17:31.748	11:51.754	45.349
3	22:17.451	4:45.703	112.976
4	26:59.146	4:41.695	114.584
5	32:19.823	5:20.677	100.655

### 3 86 Cameron DONALD

	NWSSP	Behind	<b>5.023</b>
Best Time	<b>4:41.700</b>	Best Speed	<b>114.581</b>
		On <b>3</b>	Gp <b>a</b>

Lap	Elapsed Time	Lap Time	Lap Speed
1	5:44.353	5:44.353	92.312
2	10:31.177	4:46.824	112.535
3	15:12.877	4:41.700	114.581
4	20:20.253	5:07.376	105.010
5	28:23.502	8:03.249	66.793
6	34:18.857	5:55.355	90.832

### 4 24 Keith AMOR

	NWSSP	Behind	<b>5.247</b>
Best Time	<b>4:41.924</b>	Best Speed	<b>114.490</b>
		On <b>2</b>	Gp <b>a</b>

Lap	Elapsed Time	Lap Time	Lap Speed
1	5:48.371	5:48.371	91.248
2	10:30.295	4:41.924	114.490
3	15:12.274	4:41.979	114.468
4	19:54.604	4:42.330	114.326
5	24:37.991	4:43.387	113.899
6	32:58.873	8:20.882	64.442

Supersport

### Qualifying Classification

Position

<b>5</b>	<b>4 John McGUINNESS</b>	NWSSP	Behind	<b>6.812</b>
Best Time	<b>4:43.489</b>	Best Speed	<b>113.858</b>	On <b>3</b> Gp <b>a</b>

Lap	Elapsed Time	Lap Time	Lap Speed
1	5:25.777	5:25.777	97.576
2	10:16.848	4:51.071	110.893
3	15:00.337	4:43.489	113.858
4	19:44.594	4:44.257	113.551
5	24:38.318	4:53.724	109.891
6	34:52.554	10:14.236	52.549

### 6 9 Alastair SEELEY

	NWSSP	Behind	<b>7.185</b>
Best Time	<b>4:43.862</b>	Best Speed	<b>113.709</b>
		On <b>4</b>	Gp <b>a</b>

Lap	Elapsed Time	Lap Time	Lap Speed
1	5:18.162	5:18.162	99.911
2	10:04.599	4:46.437	112.687
3	14:52.011	4:47.412	112.304
4	19:35.873	4:43.862	113.709
5	24:20.199	4:44.326	113.523
6	29:09.909	4:49.710	111.413
7	38:04.565	8:54.656	60.371

### 7 8 Guy MARTIN

	NWSSP	Behind	<b>7.787</b>
Best Time	<b>4:44.464</b>	Best Speed	<b>113.468</b>
		On <b>4</b>	Gp <b>a</b>

Lap	Elapsed Time	Lap Time	Lap Speed
1	5:19.929	5:19.929	99.360
2	10:04.857	4:44.928	113.283
3	14:51.784	4:46.927	112.494
4	19:36.248	4:44.464	113.468
5	24:21.656	4:45.408	113.093

### 8 6 Ian LOUGHER

	NWSSP	Behind	<b>8.087</b>
Best Time	<b>4:44.764</b>	Best Speed	<b>113.349</b>
		On <b>5</b>	Gp <b>a</b>

Lap	Elapsed Time	Lap Time	Lap Speed
1	5:17.906	5:17.906	99.992
2	10:04.404	4:46.498	112.663
3	14:50.611	4:46.207	112.777
4	19:35.763	4:45.152	113.194
5	24:20.527	4:44.764	113.349

# KENNEDY International NORTH WEST 200



## SUPERSPORT / SUPERSTOCK

### Qualifying Session One

Tuesday, 08 May 2007

## DETAILED RESULT

Supersport

### Qualifying Classification

Position

#### **9** 10 Raymond PORTER

NWSSP Behind **8.581**

Best Time **4:45.258** Best Speed **113.152** On **5** Gp **a**

Lap	Elapsed Time	Lap Time	Lap Speed
1	5:24.437	5:24.437	97.979
2	10:14.359	4:49.922	111.332
3	15:05.306	4:50.947	110.940
4	19:57.348	4:52.042	110.524
5	24:42.606	4:45.258	113.152
6	29:29.400	4:46.794	112.546
7	34:51.296	5:21.896	100.273

#### **10** 49 Conor CUMMINS

NWSSP Behind **8.902**

Best Time **4:45.579** Best Speed **113.025** On **3** Gp **a**

Lap	Elapsed Time	Lap Time	Lap Speed
1	5:53.453	5:53.453	89.936
2	10:39.326	4:45.873	112.909
3	15:24.905	4:45.579	113.025
4	20:18.537	4:53.632	109.925

#### **11** 3 Michael RUTTER

NWSSP Behind **9.718**

Best Time **4:46.395** Best Speed **112.703** On **3** Gp **a**

Lap	Elapsed Time	Lap Time	Lap Speed
1	5:25.185	5:25.185	97.754
2	10:19.078	4:53.893	109.828
3	15:05.473	4:46.395	112.703
4	19:56.070	4:50.597	111.073
5	24:51.442	4:55.372	109.278
6	32:09.480	7:18.038	73.687

#### **12** 11 Stuart EASTON

NWSSP Behind **12.985**

Best Time **4:49.662** Best Speed **111.432** On **4** Gp **a**

Lap	Elapsed Time	Lap Time	Lap Speed
1	5:24.932	5:24.932	97.830
2	18:45.506	13:20.574	40.318
3	23:52.789	5:07.283	105.042
4	28:42.451	4:49.662	111.432
5	34:08.169	5:25.718	99.097

Supersport

### Qualifying Classification

Position

#### **13** 1 Ian HUTCHINSON

NWSSP Behind **12.993**

Best Time **4:49.670** Best Speed **111.429** On **2** Gp **a**

Lap	Elapsed Time	Lap Time	Lap Speed
1	5:19.702	5:19.702	99.430
2	10:09.372	4:49.670	111.429
3	15:03.032	4:53.660	109.915
4	19:54.013	4:50.981	110.927
5	24:47.245	4:53.232	110.075
6	33:32.981	8:45.736	61.395

#### **14** 44 Barry DAVIDSON

NWSSP Behind **13.810**

Best Time **4:50.487** Best Speed **111.115** On **4** Gp **a**

Lap	Elapsed Time	Lap Time	Lap Speed
1	5:49.159	5:49.159	91.042
2	10:42.611	4:53.452	109.993
3	15:33.120	4:50.509	111.107
4	20:23.607	4:50.487	111.115
5	25:15.145	4:51.538	110.715
6	30:14.639	4:59.494	107.774

#### **15** 22 Nigel BEATTIE

NWSSP Behind **13.960**

Best Time **4:50.637** Best Speed **111.058** On **2** Gp **a**

Lap	Elapsed Time	Lap Time	Lap Speed
1	22:02.689	22:02.689	24.033
2	26:53.326	4:50.637	111.058
3	32:04.893	5:11.567	103.598

#### **16** 46 Adrian McFARLAND

NWSSP Behind **14.731**

Best Time **4:51.408** Best Speed **110.764** On **3** Gp **a**

Lap	Elapsed Time	Lap Time	Lap Speed
1	7:05.500	7:05.500	74.707
2	11:57.554	4:52.054	110.519
3	16:48.962	4:51.408	110.764
4	21:44.141	4:55.179	109.349

# KENNEDY International NORTH WEST 200



## SUPERSPORT / SUPERSTOCK

### Qualifying Session One

Tuesday, 08 May 2007

## DETAILED RESULT

Supersport

### Qualifying Classification

Position

**17** **7 Ryan FARQUHAR**  
NWSSP Behind **15.129**  
Best Time **4:51.806** Best Speed **110.613** On **4** Gp **a**

Lap	Elapsed Time	Lap Time	Lap Speed
1	5:45.319	5:45.319	92.054
2	10:41.696	4:56.377	108.907
3	17:38.980	6:57.284	77.352
4	22:30.786	4:51.806	110.613
5	27:24.140	4:53.354	110.030

**18** **25 Chris PALMER**  
NWSSP Behind **15.483**  
Best Time **4:52.160** Best Speed **110.479** On **2** Gp **a**

Lap	Elapsed Time	Lap Time	Lap Speed
1	8:54.369	8:54.369	59.487
2	13:46.529	4:52.160	110.479
3	18:41.834	4:55.305	109.303
4	23:39.829	4:57.995	108.316
5	28:34.105	4:54.276	109.685
6	33:41.075	5:06.970	105.149

**19** **93 Callum RAMSAY**  
NWSSP Behind **15.971**  
Best Time **4:52.648** Best Speed **110.295** On **3** Gp **a**

Lap	Elapsed Time	Lap Time	Lap Speed
1	6:11.342	6:11.342	85.603
2	22:22.364	16:11.022	33.241
3	27:15.012	4:52.648	110.295
4	32:30.231	5:15.219	102.397

**20** **14 Jimmy MOORE**  
NWSSP Behind **17.910**  
Best Time **4:54.587** Best Speed **109.569** On **5** Gp **a**

Lap	Elapsed Time	Lap Time	Lap Speed
1	7:33.095	7:33.095	70.157
2	12:35.986	5:02.891	106.565
3	17:38.254	5:02.268	106.785
4	22:34.973	4:56.719	108.782
5	27:29.560	4:54.587	109.569
6	34:11.687	6:42.127	80.267

Supersport

### Qualifying Classification

Position

**21** **42 Mark PARRETT**  
NWSSP Behind **18.493**  
Best Time **4:55.170** Best Speed **109.353** On **5** Gp **a**

Lap	Elapsed Time	Lap Time	Lap Speed
1	7:51.134	7:51.134	67.471
2	12:53.981	5:02.847	106.581
3	17:59.297	5:05.316	105.719
4	22:56.925	4:57.628	108.449
5	27:52.095	4:55.170	109.353
6	33:07.976	5:15.881	102.183

**22** **61 Phil STEWART**  
NWSSP Behind **18.632**  
Best Time **4:55.309** Best Speed **109.301** On **5** Gp **a**

Lap	Elapsed Time	Lap Time	Lap Speed
1	7:52.321	7:52.321	67.302
2	12:58.008	5:05.687	105.590
3	17:58.420	5:00.412	107.444
4	22:54.319	4:55.899	109.083
5	27:49.628	4:55.309	109.301
6	33:00.766	5:11.138	103.740

**23** **47 Ryan McCAY**  
NWSSP Behind **22.245**  
Best Time **4:58.922** Best Speed **107.980** On **5** Gp **a**

Lap	Elapsed Time	Lap Time	Lap Speed
1	6:48.006	6:48.006	77.911
2	11:56.809	5:08.803	104.525
3	16:59.213	5:02.404	106.737
4	22:00.884	5:01.671	106.996
5	26:59.806	4:58.922	107.980
6	32:28.677	5:28.871	98.147

**24** **91 Andrew NEILL**  
NWSSP Behind **22.455**  
Best Time **4:59.132** Best Speed **107.904** On **5** Gp **a**

Lap	Elapsed Time	Lap Time	Lap Speed
1	7:02.911	7:02.911	75.165
2	12:11.024	5:08.113	104.759
3	17:20.575	5:09.551	104.272
4	22:22.868	5:02.293	106.776
5	27:22.000	4:59.132	107.904
6	34:02.793	6:40.793	80.534

# KENNEDY International NORTH WEST 200

## SUPERSPORT / SUPERSTOCK

### Qualifying Session One

Tuesday, 08 May 2007

## DETAILED RESULT

Supersport

### Qualifying Classification

Position

#### **25** 72 Frank SPENNER

NWSSP Behind **22.516**

Best Time **4:59.193** Best Speed **107.882** On **4** Gp **a**

Lap	Elapsed Time	Lap Time	Lap Speed
1	8:55.958	8:55.958	59.311
2	13:56.716	5:00.758	107.321
3	18:59.626	5:02.910	106.558
4	23:58.819	4:59.193	107.882
5	30:08.212	6:09.393	87.380

#### **26** 71 Davy MORGAN

NWSSP Behind **22.581**

Best Time **4:59.258** Best Speed **107.859** On **3** Gp **a**

Lap	Elapsed Time	Lap Time	Lap Speed
1	5:48.036	5:48.036	91.335
2	20:19.604	14:31.568	37.034
3	25:18.862	4:59.258	107.859
4	30:21.008	5:02.146	106.828
5	35:26.974	5:05.966	105.494

#### **27** 196 Dave MILLING

NWSSP Behind **23.245**

Best Time **4:59.922** Best Speed **107.620** On **4** Gp **a**

Lap	Elapsed Time	Lap Time	Lap Speed
1	7:58.095	7:58.095	66.489
2	13:08.041	5:09.946	104.139
3	18:14.850	5:06.809	105.204
4	23:14.772	4:59.922	107.620
5	28:15.114	5:00.342	107.469
6	33:25.005	5:09.891	104.158

#### **28** 35 Trevor FERGUSON

NWSSP Behind **23.850**

Best Time **5:00.527** Best Speed **107.403** On **2** Gp **a**

Lap	Elapsed Time	Lap Time	Lap Speed
1	7:10.731	7:10.731	73.800
2	12:11.258	5:00.527	107.403
3	17:26.031	5:14.773	102.542
4	25:30.383	8:04.352	66.641
5	30:40.068	5:09.685	104.227
6	37:08.813	6:28.745	83.030



Supersport

### Qualifying Classification

Position

#### **29** 100 James REDPATH

NWSSP Behind **24.339**

Best Time **5:01.016** Best Speed **107.229** On **5** Gp **a**

Lap	Elapsed Time	Lap Time	Lap Speed
1	9:29.778	9:29.778	55.790
2	14:35.279	5:05.501	105.655
3	19:42.029	5:06.750	105.224
4	24:46.605	5:04.576	105.976
5	29:47.621	5:01.016	107.229

#### **30** 39 Stefano BONETTI

NWSSP Behind **24.428**

Best Time **5:01.105** Best Speed **107.197** On **5** Gp **a**

Lap	Elapsed Time	Lap Time	Lap Speed
1	6:34.947	6:34.947	80.487
2	11:42.860	5:07.913	104.827
3	16:47.831	5:04.971	105.838
4	21:50.525	5:02.694	106.634
5	26:51.630	5:01.105	107.197
6	32:14.551	5:22.921	99.955

#### **31** 64 Paul DOBBS

NWSSP Behind **24.617**

Best Time **5:01.294** Best Speed **107.130** On **2** Gp **a**

Lap	Elapsed Time	Lap Time	Lap Speed
1	6:56.823	6:56.823	76.263
2	11:58.117	5:01.294	107.130
3	16:59.861	5:01.744	106.970
4	22:04.796	5:04.935	105.851

#### **32** 87 Oliver LINSDELL

NWSSP Behind **24.977**

Best Time **5:01.654** Best Speed **107.002** On **5** Gp **a**

Lap	Elapsed Time	Lap Time	Lap Speed
1	7:06.658	7:06.658	74.505
2	12:16.298	5:09.640	104.242
3	17:31.157	5:14.859	102.514
4	22:33.397	5:02.240	106.795
5	27:35.051	5:01.654	107.002
6	32:50.317	5:15.266	102.382
7	37:57.106	5:06.789	105.211



# KENNEDY International NORTH WEST 200



## SUPERSPORT / SUPERSTOCK

### Qualifying Session One

Tuesday, 08 May 2007

## DETAILED RESULT

Supersport

### Qualifying Classification

Position

**33** **63 Mark LUNNEY**

NWSSP Behind **25.983**

Best Time **5:02.660** Best Speed **106.646** On **6** Gp **a**

Lap	Elapsed Time	Lap Time	Lap Speed
1	6:05.882	6:05.882	86.880
2	11:15.096	5:09.214	104.386
3	16:30.206	5:15.110	102.433
4	21:41.791	5:11.585	103.592
5	30:45.033	9:03.242	59.417
6	35:47.693	5:02.660	106.646

**34** **32 Lee HILL**

NWSSP Behind **26.052**

Best Time **5:02.729** Best Speed **106.622** On **5** Gp **a**

Lap	Elapsed Time	Lap Time	Lap Speed
1	6:41.221	6:41.221	79.228
2	14:16.256	7:35.035	70.934
3	19:20.834	5:04.578	105.975
4	24:25.232	5:04.398	106.037
5	29:27.961	5:02.729	106.622
6	34:58.532	5:30.571	97.642

**35** **90 Anthony McCOLGAN**

NWSSP Behind **28.020**

Best Time **5:04.697** Best Speed **105.933** On **5** Gp **a**

Lap	Elapsed Time	Lap Time	Lap Speed
1	6:32.195	6:32.195	81.052
2	11:42.527	5:10.332	104.010
3	16:52.541	5:10.014	104.117
4	21:59.544	5:07.003	105.138
5	27:04.241	5:04.697	105.933
6	32:31.242	5:27.001	98.708

**36** **40 Liam QUINN**

NWSSP Behind **28.676**

Best Time **5:05.353** Best Speed **105.706** On **5** Gp **a**

Lap	Elapsed Time	Lap Time	Lap Speed
1	7:58.284	7:58.284	66.463
2	13:13.986	5:15.702	102.241
3	18:27.517	5:13.531	102.949
4	23:44.635	5:17.118	101.784
5	28:49.988	5:05.353	105.706

Supersport

### Qualifying Classification

Position

**37** **92 Wayne KENNEDY**

NWSSP Behind **28.777**

Best Time **5:05.454** Best Speed **105.671** On **5** Gp **a**

Lap	Elapsed Time	Lap Time	Lap Speed
1	6:56.425	6:56.425	76.335
2	12:11.841	5:15.416	102.333
3	17:30.877	5:19.036	101.172
4	22:40.214	5:09.337	104.344
5	27:45.668	5:05.454	105.671
6	33:01.315	5:15.647	102.259
7	38:12.022	5:10.707	103.884

**38** **54 Steve HENEGHAN**

NWSSP Behind **29.247**

Best Time **5:05.924** Best Speed **105.509** On **4** Gp **a**

Lap	Elapsed Time	Lap Time	Lap Speed
1	7:40.385	7:40.385	69.047
2	12:53.551	5:13.166	103.069
3	18:02.714	5:09.163	104.403
4	23:08.638	5:05.924	105.509
5	28:19.726	5:11.088	103.757
6	33:44.929	5:25.203	99.254

**39** **99 David MULLIGAN**

NWSSP Behind **29.279**

Best Time **5:05.956** Best Speed **105.498** On **2** Gp **a**

Lap	Elapsed Time	Lap Time	Lap Speed
1	6:47.541	6:47.541	78.000
2	11:53.497	5:05.956	105.498
3	17:01.358	5:07.861	104.845
4	22:19.024	5:17.666	101.609
5	27:37.539	5:18.515	101.338
6	33:14.425	5:36.886	95.812

**40** **58 Maurice HOGG**

NWSSP Behind **29.536**

Best Time **5:06.213** Best Speed **105.409** On **5** Gp **a**

Lap	Elapsed Time	Lap Time	Lap Speed
1	7:23.175	7:23.175	71.728
2	12:35.811	5:12.636	103.243
3	17:47.414	5:11.603	103.586
4	22:53.968	5:06.554	105.292
5	28:00.181	5:06.213	105.409
6	33:18.925	5:18.744	101.265
7	38:33.988	5:15.063	102.448

# KENNEDY International NORTH WEST 200



## SUPERSPORT / SUPERSTOCK

### Qualifying Session One

Tuesday, 08 May 2007

## DETAILED RESULT

Supersport

### Qualifying Classification

Position

**41** 26 Dennis BOOTH

NWSSP Behind 29.597

Best Time 5:06.274 Best Speed 105.388 On 5 Gp a

Lap	Elapsed Time	Lap Time	Lap Speed
1	7:46.117	7:46.117	68.197
2	13:01.556	5:15.439	102.326
3	18:18.066	5:16.510	101.980
4	23:28.835	5:10.769	103.864
5	28:35.109	5:06.274	105.388
6	33:57.758	5:22.649	100.039

**42** 75 Paul GARTLAND

NWSSP Behind 30.110

Best Time 5:06.787 Best Speed 105.212 On 4 Gp a

Lap	Elapsed Time	Lap Time	Lap Speed
1	7:45.736	7:45.736	68.253
2	13:01.814	5:16.078	102.119
3	18:17.385	5:15.571	102.283
4	23:24.172	5:06.787	105.212
5	28:31.385	5:07.213	105.066
6	34:02.584	5:31.199	97.457

**43** 13 Jay BELLERS-SMITH

NWSSP Behind 31.312

Best Time 5:07.989 Best Speed 104.801 On 4 Gp a

Lap	Elapsed Time	Lap Time	Lap Speed
1	7:58.975	7:58.975	66.367
2	13:13.206	5:14.231	102.719
3	18:27.909	5:14.703	102.565
4	23:35.898	5:07.989	104.801
5	28:48.310	5:12.412	103.317
6	37:11.539	8:23.229	64.141

**44** 66 David TAYLOR

NWSSP Behind 33.105

Best Time 5:09.782 Best Speed 104.195 On 5 Gp a

Lap	Elapsed Time	Lap Time	Lap Speed
1	7:53.646	7:53.646	67.113
2	13:11.185	5:17.539	101.649
3	18:27.169	5:15.984	102.149
4	23:39.051	5:11.882	103.493
5	28:48.833	5:09.782	104.195
6	34:08.240	5:19.407	101.055

Supersport

### Qualifying Classification

Position

**45** 18 Michael DUNLOP

NWSSP Behind 33.449

Best Time 5:10.126 Best Speed 104.079 On 5 Gp a

Lap	Elapsed Time	Lap Time	Lap Speed
1	7:02.503	7:02.503	75.237
2	12:16.088	5:13.585	102.931
3	17:31.818	5:15.730	102.232
4	25:21.347	7:49.529	68.745
5	30:31.473	5:10.126	104.079
6	35:46.797	5:15.324	102.363

**46** 95 Phil HARVEY

NWSSP Behind 33.739

Best Time 5:10.416 Best Speed 103.982 On 5 Gp a

Lap	Elapsed Time	Lap Time	Lap Speed
1	7:47.735	7:47.735	67.962
2	13:10.622	5:22.887	99.966
3	18:31.213	5:20.591	100.682
4	23:46.158	5:14.945	102.486
5	28:56.574	5:10.416	103.982
6	34:23.640	5:27.066	98.688

**47** 56 Stephen OATES

NWSSP Behind 34.438

Best Time 5:11.115 Best Speed 103.748 On 4 Gp a

Lap	Elapsed Time	Lap Time	Lap Speed
1	6:12.554	6:12.554	85.325
2	11:26.853	5:14.299	102.697
3	16:41.399	5:14.546	102.616
4	21:52.514	5:11.115	103.748
5	27:05.584	5:13.070	103.100
6	32:31.173	5:25.589	99.136
7	37:46.946	5:15.773	102.218

**48** 88 Alan OVERSBY

NWSSP Behind 34.592

Best Time 5:11.269 Best Speed 103.697 On 4 Gp a

Lap	Elapsed Time	Lap Time	Lap Speed
1	7:43.743	7:43.743	68.547
2	13:07.526	5:23.783	99.689
3	18:26.588	5:19.062	101.164
4	23:37.857	5:11.269	103.697
5	28:49.235	5:11.378	103.661
6	34:13.077	5:23.842	99.671

# KENNEDY International NORTH WEST 200



## SUPERSPORT / SUPERSTOCK

### Qualifying Session One

Tuesday, 08 May 2007

## DETAILED RESULT

Supersport

### Qualifying Classification

Position

#### **49** 89 Trevor KEYS

NWSSP Behind **35.819**

Best Time **5:12.496** Best Speed **103.290** On **2** Gp **a**

Lap	Elapsed Time	Lap Time	Lap Speed
1	7:39.206	7:39.206	69.224
2	12:51.702	5:12.496	103.290
3	18:09.321	5:17.619	101.624

#### **50** 62 Ricky IANSON

NWSSP Behind **35.979**

Best Time **5:12.656** Best Speed **103.237** On **5** Gp **a**

Lap	Elapsed Time	Lap Time	Lap Speed
1	7:17.836	7:17.836	72.603
2	13:33.066	6:15.230	86.021
3	18:53.576	5:20.510	100.707
4	24:11.975	5:18.399	101.375
5	29:24.631	5:12.656	103.237
6	34:45.071	5:20.440	100.729

#### **51** 65 Kevin STROWGER

NWSSP Behind **36.016**

Best Time **5:12.693** Best Speed **103.225** On **4** Gp **a**

Lap	Elapsed Time	Lap Time	Lap Speed
1	7:31.968	7:31.968	70.332
2	12:55.778	5:23.810	99.681
3	21:01.840	8:06.062	66.406
4	26:14.533	5:12.693	103.225
5	31:43.634	5:29.101	98.078
6	37:11.445	5:27.811	98.464

#### **52** 74 Glenn WALKER

NWSSP Behind **36.313**

Best Time **5:12.990** Best Speed **103.127** On **2** Gp **a**

Lap	Elapsed Time	Lap Time	Lap Speed
1	7:08.548	7:08.548	74.176
2	12:21.538	5:12.990	103.127
3	17:39.355	5:17.817	101.560
4	24:39.414	7:00.059	76.841
5	34:35.264	9:55.850	54.171

Supersport

### Qualifying Classification

Position

#### **53** 97 Lorenzo RIZZARDINI

NWSSP Behind **37.272**

Best Time **5:13.949** Best Speed **102.812** On **4** Gp **a**

Lap	Elapsed Time	Lap Time	Lap Speed
1	7:31.695	7:31.695	70.375
2	13:46.746	6:15.051	86.062
3	19:41.685	5:54.939	90.938
4	24:55.634	5:13.949	102.812
5	30:49.782	5:54.148	91.142
6	36:19.792	5:30.010	97.808

#### **54** 51 Paul LENNON

NWSSP Behind **37.764**

Best Time **5:14.441** Best Speed **102.651** On **2** Gp **a**

Lap	Elapsed Time	Lap Time	Lap Speed
1	7:08.135	7:08.135	74.248
2	12:22.576	5:14.441	102.651
3	17:42.786	5:20.210	100.801
4	23:04.183	5:21.397	100.429
5	28:19.316	5:15.133	102.425
6	33:46.926	5:27.610	98.524

#### **55** 81 Chris McGAHAN

NWSSP Behind **38.309**

Best Time **5:14.986** Best Speed **102.473** On **4** Gp **a**

Lap	Elapsed Time	Lap Time	Lap Speed
1	7:50.937	7:50.937	67.499
2	13:19.396	5:28.459	98.270
3	18:41.461	5:22.065	100.221
4	23:56.447	5:14.986	102.473
5	29:15.166	5:18.719	101.273

#### **56** 53 Rob BARBER

NWSSP Behind **38.558**

Best Time **5:15.235** Best Speed **102.392** On **5** Gp **a**

Lap	Elapsed Time	Lap Time	Lap Speed
1	7:48.387	7:48.387	67.867
2	13:11.991	5:23.604	99.744
3	18:48.716	5:36.725	95.857
4	24:06.851	5:18.135	101.459
5	29:22.086	5:15.235	102.392
6	34:49.067	5:26.981	98.714

# KENNEDY International NORTH WEST 200



## SUPERSPORT / SUPERSTOCK

### Qualifying Session One

Tuesday, 08 May 2007

## DETAILED RESULT

Supersport

### Qualifying Classification

Position

#### **57** 80 Phill ARCHER

NWSSP Behind **38.883**

Best Time **5:15.560** Best Speed **102.287** On **4** Gp **a**

Lap	Elapsed Time	Lap Time	Lap Speed
1	7:40.027	7:40.027	69.100
2	13:09.409	5:29.382	97.994
3	18:32.765	5:23.356	99.821
4	23:48.325	5:15.560	102.287
5	29:06.170	5:17.845	101.551

#### **58** 79 Sandy BERWICK

NWSSP Behind **40.258**

Best Time **5:16.935** Best Speed **101.843** On **5** Gp **a**

Lap	Elapsed Time	Lap Time	Lap Speed
1	7:36.419	7:36.419	69.647
2	13:08.765	5:32.346	97.120
3	18:38.363	5:29.598	97.930
4	23:55.547	5:17.184	101.763
5	29:12.482	5:16.935	101.843
6	34:41.172	5:28.690	98.201

#### **59** 60 Johnny McCAY

NWSSP Behind **42.304**

Best Time **5:18.981** Best Speed **101.190** On **4** Gp **a**

Lap	Elapsed Time	Lap Time	Lap Speed
1	7:14.843	7:14.843	73.102
2	12:45.176	5:30.333	97.712
3	20:52.268	8:07.092	66.266
4	26:11.249	5:18.981	101.190
5	31:38.143	5:26.894	98.740
6	37:02.830	5:24.687	99.411

#### **60** 43 Keith COSTELLO

NWSSP Behind **46.090**

Best Time **5:22.767** Best Speed **100.003** On **5** Gp **a**

Lap	Elapsed Time	Lap Time	Lap Speed
1	7:52.711	7:52.711	67.246
2	13:25.329	5:32.618	97.041
3	26:46.281	13:20.952	40.299
4	32:11.517	5:25.236	99.244
5	37:34.284	5:22.767	100.003

Supersport

### Qualifying Classification

Position

#### **61** 50 James BRESLIN

NWSSP Behind **46.363**

Best Time **5:23.040** Best Speed **99.918** On **3** Gp **a**

Lap	Elapsed Time	Lap Time	Lap Speed
1	7:32.523	7:32.523	70.246
2	12:56.176	5:23.653	99.729
3	18:19.216	5:23.040	99.918
4	23:46.694	5:27.478	98.564
5	29:10.529	5:23.835	99.673

#### **62** 15 Anita BUXTON

NWSSP Behind **48.211**

Best Time **5:24.888** Best Speed **99.350** On **4** Gp **a**

Lap	Elapsed Time	Lap Time	Lap Speed
1	8:14.989	8:14.989	64.220
2	13:39.933	5:24.944	99.333
3	19:05.332	5:25.399	99.194
4	24:30.220	5:24.888	99.350
5	34:41.745	10:11.525	52.782

#### **63** 30 Carl HOOPER

NWSSP Behind **49.171**

Best Time **5:25.848** Best Speed **99.057** On **4** Gp **a**

Lap	Elapsed Time	Lap Time	Lap Speed
1	6:34.437	6:34.437	80.591
2	12:03.184	5:28.747	98.184
3	17:34.026	5:30.842	97.562
4	22:59.874	5:25.848	99.057

### Non Qualifiers

Position

#### **78** John WALSH

NWSSP Behind **15.839**

Best Time **4:52.354** Best Speed **110.406** On **2** Gp **a**

Lap	Elapsed Time	Lap Time	Lap Speed
1	23:10.722	23:10.722	22.857
2	28:03.076	4:52.354	110.406
3	38:22.985	10:19.909	52.068

# KENNEDY International NORTH WEST 200



## SUPERSPORT / SUPERSTOCK

### Qualifying Session One

Tuesday, 08 May 2007

## DETAILED RESULT

Supersport

### Non Qualifiers

Position

#### 115 Roger MAHER

NWSSP Behind **18.768**

Best Time **4:55.283** Best Speed **109.311** On **2** Gp **a**

Lap	Elapsed Time	Lap Time	Lap Speed
1	19:38.652	19:38.652	26.970
2	24:33.935	4:55.283	109.311
3	32:29.588	7:55.653	67.860

#### 2 Adrian ARCHIBALD

NWSSP Behind **35.623**

Best Time **5:12.138** Best Speed **103.408** On **3** Gp **a**

Lap	Elapsed Time	Lap Time	Lap Speed
1	5:56.028	5:56.028	89.285
2	13:08.881	7:12.853	74.569
3	18:21.019	5:12.138	103.408

#### 27 Maria COSTELLO

NWSSP Behind **42.355**

Best Time **5:18.870** Best Speed **101.225** On **2** Gp **a**

Lap	Elapsed Time	Lap Time	Lap Speed
1	7:02.379	7:02.379	75.259
2	12:21.249	5:18.870	101.225

#### 20 Denver ROBB

NWSSP Behind **43.258**

Best Time **5:19.773** Best Speed **100.939** On **2** Gp **a**

Lap	Elapsed Time	Lap Time	Lap Speed
1	27:49.467	27:49.467	19.041
2	33:09.240	5:19.773	100.939

#### 34 James McBRIDE

NWSSP Behind **43.675**

Best Time **5:20.190** Best Speed **100.808** On **2** Gp **a**

Lap	Elapsed Time	Lap Time	Lap Speed
1	10:04.125	10:04.125	52.618
2	15:24.315	5:20.190	100.808

#### 36 Christian ELKIN

NWSSP Behind **44.647**

Best Time **5:21.162** Best Speed **100.503** On **3** Gp **a**

Lap	Elapsed Time	Lap Time	Lap Speed
1	6:48.850	6:48.850	77.750
2	13:45.951	6:57.101	77.386
3	19:07.113	5:21.162	100.503

Supersport

### Non Qualifiers

Position

#### 73 Jeff WARD

NWSSP Behind **1:01.689**

Best Time **5:38.204** Best Speed **95.438** On **2** Gp **a**

Lap	Elapsed Time	Lap Time	Lap Speed
1	6:37.682	6:37.682	79.933
2	12:15.886	5:38.204	95.438

#### 67 Herbie RONAN

NWSSP Behind **1:05.169**

Best Time **5:41.684** Best Speed **94.466** On **2** Gp **a**

Lap	Elapsed Time	Lap Time	Lap Speed
1	7:45.452	7:45.452	68.295
2	13:27.136	5:41.684	94.466

#### 76 Richard THERSBY

NWSSP Behind **1:14.232**

Best Time **5:50.747** Best Speed **92.025** On **3** Gp **a**

Lap	Elapsed Time	Lap Time	Lap Speed
1	8:20.395	8:20.395	63.526
2	14:13.902	5:53.507	91.307
3	20:04.649	5:50.747	92.025
4	25:57.279	5:52.630	91.534

#### 23 Michael WEYNAND

NWSSP Behind **3:32.872**

Best Time **8:09.387** Best Speed **65.955** On **1** Gp **a**

Lap	Elapsed Time	Lap Time	Lap Speed
1	8:09.387	8:09.387	64.955

#### 96 Daniel JANSEN

NWSSP Behind **11:09.500**

Best Time **15:46.015** Best Speed **34.120** On **1** Gp **a**

Lap	Elapsed Time	Lap Time	Lap Speed
1	15:46.015	15:46.015	33.602

# KENNEDY International NORTH WEST 200

## SUPERSPORT / SUPERSTOCK

### Qualifying Session Two

Thursday, 10 May 2007



### Supersport

Qualifying Time


5:36.485

Qualifying Speed

95.926

Pos	Class	No	Name	Machine / Sponsor	Time	Best Lap Behind	Speed	On	Total Laps	Qualifying Laps
Qualifying Classification										
1	NWSSP	8	Guy MARTIN	Honda - Hydrex Honda	4:39.907	1.669	115.315	4	5	5
2	NWSSP	5	Bruce ANSTEY	Suzuki - Relentless Suzuki by TAS Racing	4:40.678	0.771	114.999	3	3	3
3	NWSSP	9	Alastair SEELEY	Kawasaki - William Watt Antrim	4:47.339	7.432	112.333	5	7	6
4	NWSSP	4	John McGUINNESS	Honda - Padgetts of Batley	4:47.988	8.081	112.080	2	6	5
5	NWSSP	20	Denver ROBB	Suzuki - Mar-Train Racing	4:49.962	10.055	111.317	4	5	5
6	NWSSP	86	Cameron DONALD	Honda - Wilson Craig/Uel Duncan Racing	4:50.202	10.295	111.225	2	5	3
7	NWSSP	101	Steve PLATER	Yamaha - AIM Racing	4:50.283	10.376	111.194	3	5	4
8	NWSSP	46	Adrian McFARLAND	Yamaha - Team Hardship Racing	4:50.814	10.907	110.991	4	5	4
9	NWSSP	1	Ian HUTCHINSON	Honda - HM Plant Honda	4:50.913	11.006	110.953	3	5	4
10	NWSSP	6	Ian LOUGHER	Honda - Blackhorse Motorcycle Finance	4:51.530	11.623	110.718	2	3	2
11	NWSSP	2	Adrian ARCHIBALD	Suzuki - Relentless Suzuki by TAS Racing	4:51.949	12.042	110.559	4	5	4
12	NWSSP	49	Conor CUMMINS	Yamaha - JMF Team Millspport Racing	4:52.391	12.484	110.392	3	4	3
13	NWSSP	7	Ryan FARQUHAR	Kawasaki - Kenny Harker Racing	4:52.872	12.965	110.211	2	3	2
14	NWSSP	78	John WALSH	Yamaha - Diamond Edge Racing	4:52.958	13.051	110.178	3	5	3
15	NWSSP	22	Nigel BEATTIE	Yamaha - JMF Team Millspport Racing	4:53.580	13.673	109.945	2	3	2
16	NWSSP	44	Barry DAVIDSON	Honda - Maine Road Racing Club	4:53.656	13.749	109.916	3	6	4
17	NWSSP	93	Callum RAMSAY	Honda - Crossan Motorcycles	4:54.539	14.632	109.587	3	4	3
18	NWSSP	24	Keith AMOR	Honda - Wilson Craig/Uel Duncan Racing	4:54.688	14.781	109.531	3	4	2
19	NWSSP	10	Raymond PORTER	Kawasaki - McAdoo/Gortreagh Printing	4:54.803	14.896	109.489	2	3	2
20	NWSSP	36	Christian ELKIN	Honda - BBR Racing	4:55.793	15.886	109.122	5	6	5
21	NWSSP	115	Roger MAHER	Yamaha - Back Racing / Specials Ireland	4:55.882	15.975	109.089	4	6	4
22	NWSSP	34	James McBRIDE	Yamaha - Speedfreak Race Team	4:56.075	16.168	109.018	4	6	4
23	NWSSP	71	Davy MORGAN	Honda - AutoTech	4:56.133	16.226	108.997	3	4	3
24	NWSSP	61	Phil STEWART	Honda	4:56.319	16.412	108.929	4	5	3
25	NWSSP	39	Stefano BONETTI	Honda	4:58.430	18.523	108.158	4	7	5
26	NWSSP	13	Jay BELLERS-SMITH	Yamaha	4:59.479	19.572	107.779	5	6	4
27	NWSSP	64	Paul DOBBS	Triumph 675 - Action Triumph/Custom Classic	4:59.778	19.871	107.672	3	5	3
28	NWSSP	25	Chris PALMER	Honda - Solway Slate & Tile Carlisle	4:59.987	20.080	107.597	2	4	2
29	NWSSP	87	Oliver LINSDELL	Triumph 675 - Flitwick Motorcycles	5:00.572	20.665	107.387	4	7	6
30	NWSSP	100	James REDPATH	Yamaha - R&R Kitchens	5:01.181	21.274	107.170	3	6	4
31	NWSSP	56	Stephen OATES	Suzuki - Hallett Aviation	5:01.828	21.921	106.940	4	5	4
32	NWSSP	72	Frank SPENNER	Yamaha - ADAC Hessen-Thuringen	5:01.931	22.024	106.904	3	7	6
33	NWSSP	57	Damien MULLEADY	Yamaha	5:01.946	22.039	106.899	3	6	4
34	NWSSP	63	Mark LUNNEY	Honda - Philip Mullan Steel Fixing	5:02.126	22.219	106.835	2	5	2
35	NWSSP	96	Daniel JANSEN	Kawasaki	5:02.141	22.234	106.830	4	6	4
36	NWSSP	54	Steve HENEGHAN	Suzuki - HCL Yomoto Quattro Racing	5:02.268	22.361	106.785	4	7	6
37	NWSSP	99	David MULLIGAN	Yamaha	5:02.626	22.719	106.658	4	7	6
38	NWSSP	91	Andrew NEILL	Yamaha - Moira MRC	5:02.646	22.739	106.651	3	7	6
39	NWSSP	70	Victor GILMORE	Yamaha - T Lindsay Racing	5:02.998	23.091	106.527	4	6	3
40	NWSSP	47	Ryan McCAY	Triumph 675 - Absol Engineering	5:03.677	23.770	106.289	4	6	5
41	NWSSP	102	Tim POOLE	Triumph 675 - Bill Smith Motors	5:05.002	25.095	105.828	4	5	3
42	NWSSP	35	Trevor FERGUSON	Triumph 675	5:06.296	26.389	105.380	2	3	2
43	NWSSP	3	Michael RUTTER	Kawasaki - Isilon MSS Discovery Kawasaki	5:06.311	26.404	105.375	4	5	3
44	NWSSP	11	Stuart EASTON	Kawasaki - Isilon MSS Discovery Kawasaki	5:06.764	26.857	105.220	4	5	3
45	NWSSP	26	Dennis BOOTH	Yamaha	5:08.356	28.449	104.676	4	7	6
46	NWSSP	58	Maurice HOGG	Yamaha	5:09.729	29.822	104.212	4	7	6
47	NWSSP	40	Liam QUINN	Yamaha - Team Racing	5:10.129	30.222	104.078	3	4	3
48	NWSSP	50	James BRESLIN	Kawasaki	5:10.419	30.512	103.981	4	5	4
49	NWSSP	92	Wayne KENNEDY	Suzuki - Rainbow Amusements	5:10.420	30.513	103.980	5	7	6
50	NWSSP	89	Trevor KEYS	Suzuki - McKinstry	5:10.550	30.643	103.937	3	5	4
51	NWSSP	18	Michael DUNLOP	Triumph 675	5:11.376	31.469	103.661	3	3	2
52	NWSSP	97	Lorenzo RIZZARDINI	Kawasaki	5:11.415	31.508	103.648	4	7	6

These Results are provisional and are subject to ratification by the Stewards of the Meeting.

Track	<b>The Triangle</b>	Signed	Organising Club	<b>Coleraine &amp; District Motor Club</b>
Length(miles)	<b>8.9660 Lap 1 (8.8300)</b>		Qualifying Started	<b>19:03:10.248</b>
Weather	<b>Cloudy</b>	Chief Timekeeper		
Track	<b>Dry</b>	Issued At: 19:57:57		

MCUI  
Ulster Centre  
Timing  
www.mcui-uc.org.uk



**2&4**  
WHEEL MOTORSPORT  
STEERING GROUP LTD.

**X nitec**  
SOLUTIONS



# KENNEDY International NORTH WEST 200

## SUPERSPORT / SUPERSTOCK

### Qualifying Session Two

Thursday, 10 May 2007



### Supersport

Qualifying Time

5:36.485

Qualifying Speed


95.926

Pos	Class	No	Name	Machine / Sponsor	Time	Best Lap	Speed	On	Total Laps	Qualifying Laps
					-----	-----	-----			
<b>Qualifying Classification</b>										
53	NWSSP	74	Glenn WALKER	Kawasaki - D n D Motorcycles	5:11.841	31.934	103.507	4	7	5
54	NWSSP	31	Paul CRANSTON	Honda - P&J	5:12.527	32.620	103.279	3	5	3
55	NWSSP	81	Chris McGAHAN	Yamaha - Manx Glass & Glazing	5:13.461	33.554	102.972	2	3	2
56	NWSSP	76	Richard THERSBY	Suzuki - Slater Bikes	5:13.756	33.849	102.875	3	7	6
57	NWSSP	53	Rob BARBER	Triumph 675 - PRB Racing.co.uk	5:15.166	35.259	102.415	4	6	5
58	NWSSP	80	Phill ARCHER	Triumph 675	5:15.363	35.456	102.351	3	4	3
59	NWSSP	62	Ricky IANSON	Honda	5:16.021	36.114	102.138	4	7	6
60	NWSSP	66	David TAYLOR	Yamaha	5:16.186	36.279	102.084	2	3	2
61	NWSSP	88	Alan OVERSBY	Honda - W A Corless Joinery	5:16.253	36.346	102.063	4	7	6
62	NWSSP	67	Herbie RONAN	Honda	5:18.915	39.008	101.211	5	6	5
63	NWSSP	79	Sandy BERWICK	Suzuki	5:19.139	39.232	101.140	4	5	4
64	NWSSP	65	Kevin STROWGER	Honda - Mistral Racing Ltd.	5:19.799	39.892	100.931	4	6	3
65	NWSSP	51	Paul LENNON	Kawasaki	5:20.318	40.411	100.767	7	7	6
66	NWSSP	60	Johnny McCAY	Yamaha	5:23.753	43.846	99.698	3	3	2
67	NWSSP	30	Carl HOOPER	Honda - Lemonade Screen Print/Macc	5:24.428	44.521	99.491	3	3	2
68	NWSSP	15	Anita BUXTON	Suzuki - KP Zig Zag Racing	5:27.706	47.799	98.496	3	5	3

### Non Qualifiers

NWSSP	41	Dan STEWART	Yamaha - Wilcock Consulting	4:59.565	21.327	107.748	2	2	1
NWSSP	14	Jimmy MOORE	Honda - Blackhorse Motorcycle Finance	5:04.769	26.531	105.908	3	3	1
NWSSP	42	Mark PARRETT	Yamaha - Vixen Racing	5:07.476	29.238	104.976	2	2	1
NWSSP	23	Michael WEYNAND	Triumph 675 - SK Support Racing Team	5:14.496	36.258	102.633	2	2	1
NWSSP	75	Paul GARTLAND	Yamaha	5:21.244	43.006	100.477	2	2	1
NWSSP	90	Anthony McCOLGAN	Suzuki	5:22.072	43.834	100.219	3	3	1
NWSSP	43	Keith COSTELLO	Yamaha	5:22.388	44.150	100.120	3	3	1
NWSSP	95	Phil HARVEY	Yamaha - the FSD.com	5:24.660	46.422	99.420	2	2	1
NWSSP	33	Mark BUCKLEY	Honda - Crossan Motorcycles	6:09.484	1:31.246	87.359	1	2	0

These Results are provisional and are subject to ratification by the Stewards of the Meeting.

Track	<b>The Triangle</b>	Signed		Organising Club	<b>Coleraine &amp; District Motor Club</b>
Length(miles)	<b>8.9660</b> <b>Lap 1 (8.8300)</b>		Chief Timekeeper	Qualifying Started	<b>19:03:10.248</b>
Weather	<b>Cloudy</b>	Issued At:	19:57:57		
Track	<b>Dry</b>				

MCUI  
Ulster Centre  
Timing  
www.mcui-uc.org.uk



**2&4**  
WHEEL MOTORSPORT  
STEERING GROUP LTD.

**X<sup>®</sup>nitec**  
SOLUTIONS



© Walter Marks 2007

# KENNEDY International NORTH WEST 200

## SUPERSPORT / SUPERSTOCK

### Qualifying Session Two

Thursday, 10 May 2007

## DETAILED RESULT

Supersport

### Qualifying Classification

Position

#### **1** 8 Guy MARTIN

NWSSP Behind 1.669

Best Time **4:39.907** Best Speed **115.315** On 4 Gp a

Lap	Elapsed Time	Lap Time	Lap Speed
1	5:20.585	5:20.585	99.156
2	10:06.001	4:45.416	113.090
3	14:53.119	4:47.118	112.419
4	19:33.026	4:39.907	115.315
5	24:20.065	4:47.039	112.450

#### **2** 5 Bruce ANSTEY

NWSSP Behind 0.771

Best Time **4:40.678** Best Speed **114.999** On 3 Gp a

Lap	Elapsed Time	Lap Time	Lap Speed
1	5:14.222	5:14.222	101.164
2	9:56.998	4:42.776	114.145
3	14:37.676	4:40.678	114.999

#### **3** 9 Alastair SEELEY

NWSSP Behind 7.432

Best Time **4:47.339** Best Speed **112.333** On 5 Gp a

Lap	Elapsed Time	Lap Time	Lap Speed
1	5:35.059	5:35.059	94.873
2	10:24.367	4:49.308	111.568
3	15:29.683	5:05.316	105.719
4	21:44.326	6:14.643	86.156
5	26:31.665	4:47.339	112.333
6	31:21.617	4:49.952	111.320
7	36:12.089	4:50.472	111.121

#### **4** 4 John McGUINNESS

NWSSP Behind 8.081

Best Time **4:47.988** Best Speed **112.080** On 2 Gp a

Lap	Elapsed Time	Lap Time	Lap Speed
1	5:33.377	5:33.377	95.352
2	10:21.365	4:47.988	112.080
3	15:14.807	4:53.442	109.997
4	24:25.860	9:11.053	58.574
5	29:22.622	4:56.762	108.766
6	34:24.329	5:01.707	106.983



Supersport

### Qualifying Classification

Position

#### **5** 20 Denver ROBB

NWSSP Behind 10.055

Best Time **4:49.962** Best Speed **111.317** On 4 Gp a

Lap	Elapsed Time	Lap Time	Lap Speed
1	5:36.128	5:36.128	94.571
2	10:31.165	4:55.037	109.402
3	15:24.014	4:52.849	110.219
4	20:13.976	4:49.962	111.317
5	25:12.521	4:58.545	108.116

#### **6** 86 Cameron DONALD

NWSSP Behind 10.295

Best Time **4:50.202** Best Speed **111.225** On 2 Gp a

Lap	Elapsed Time	Lap Time	Lap Speed
1	5:56.443	5:56.443	89.181
2	10:46.645	4:50.202	111.225
3	15:44.638	4:57.993	108.317
4	26:47.336	11:02.698	48.706
5	31:45.090	4:57.754	108.404

#### **7** 101 Steve PLATER

NWSSP Behind 10.376

Best Time **4:50.283** Best Speed **111.194** On 3 Gp a

Lap	Elapsed Time	Lap Time	Lap Speed
1	5:28.809	5:28.809	96.676
2	10:24.986	4:56.177	108.981
3	15:15.269	4:50.283	111.194
4	24:23.710	9:08.441	58.853
5	29:21.187	4:57.477	108.505

#### **8** 46 Adrian McFARLAND

NWSSP Behind 10.907

Best Time **4:50.814** Best Speed **110.991** On 4 Gp a

Lap	Elapsed Time	Lap Time	Lap Speed
1	7:24.554	7:24.554	71.505
2	12:20.369	4:55.815	109.114
3	17:12.916	4:52.547	110.333
4	22:03.730	4:50.814	110.991
5	27:02.035	4:58.305	108.203



# KENNEDY International NORTH WEST 200



## SUPERSPORT / SUPERSTOCK

### Qualifying Session Two

Thursday, 10 May 2007

## DETAILED RESULT

Supersport

### Qualifying Classification

Position

#### **9** 1 Ian HUTCHINSON

NWSSP Behind 11.006

Best Time **4:50.913** Best Speed **110.953** On **3** Gp **a**

Lap	Elapsed Time	Lap Time	Lap Speed
1	5:33.227	5:33.227	95.394
2	10:27.911	4:54.684	109.533
3	15:18.824	4:50.913	110.953
4	20:17.641	4:58.817	108.018
5	29:02.880	8:45.239	61.453

#### **10** 6 Ian LOUGHER

NWSSP Behind 11.623

Best Time **4:51.530** Best Speed **110.718** On **2** Gp **a**

Lap	Elapsed Time	Lap Time	Lap Speed
1	25:35.652	25:35.652	20.700
2	30:27.182	4:51.530	110.718
3	35:39.618	5:12.436	103.309

#### **11** 2 Adrian ARCHIBALD

NWSSP Behind 12.042

Best Time **4:51.949** Best Speed **110.559** On **4** Gp **a**

Lap	Elapsed Time	Lap Time	Lap Speed
1	5:36.527	5:36.527	94.459
2	10:31.344	4:54.817	109.484
3	15:23.617	4:52.273	110.436
4	20:15.566	4:51.949	110.559
5	25:23.938	5:08.372	104.671

#### **12** 49 Conor CUMMINS

NWSSP Behind 12.484

Best Time **4:52.391** Best Speed **110.392** On **3** Gp **a**

Lap	Elapsed Time	Lap Time	Lap Speed
1	5:46.273	5:46.273	91.800
2	10:40.651	4:54.378	109.647
3	15:33.042	4:52.391	110.392
4	20:26.738	4:53.696	109.901

#### **13** 7 Ryan FARQUHAR

NWSSP Behind 12.965

Best Time **4:52.872** Best Speed **110.211** On **2** Gp **a**

Lap	Elapsed Time	Lap Time	Lap Speed
1	6:03.391	6:03.391	87.476
2	10:56.263	4:52.872	110.211
3	15:50.088	4:53.825	109.853

Supersport

### Qualifying Classification

Position

#### **14** 78 John WALSH

NWSSP Behind 13.051

Best Time **4:52.958** Best Speed **110.178** On **3** Gp **a**

Lap	Elapsed Time	Lap Time	Lap Speed
1	6:07.354	6:07.354	86.532
2	11:03.742	4:56.388	108.903
3	15:56.700	4:52.958	110.178
4	20:52.394	4:55.694	109.159
5	28:52.054	7:59.660	67.293

#### **15** 22 Nigel BEATTIE

NWSSP Behind 13.673

Best Time **4:53.580** Best Speed **109.945** On **2** Gp **a**

Lap	Elapsed Time	Lap Time	Lap Speed
1	21:11.680	21:11.680	24.997
2	26:05.260	4:53.580	109.945
3	31:08.065	5:02.805	106.595

#### **16** 44 Barry DAVIDSON

NWSSP Behind 13.749

Best Time **4:53.656** Best Speed **109.916** On **3** Gp **a**

Lap	Elapsed Time	Lap Time	Lap Speed
1	5:56.753	5:56.753	89.104
2	10:54.160	4:57.407	108.530
3	15:47.816	4:53.656	109.916
4	20:43.818	4:56.002	109.045
5	25:48.107	5:04.289	106.075
6	32:43.267	6:55.160	77.747

#### **17** 93 Callum RAMSAY

NWSSP Behind 14.632

Best Time **4:54.539** Best Speed **109.587** On **3** Gp **a**

Lap	Elapsed Time	Lap Time	Lap Speed
1	5:47.796	5:47.796	91.398
2	10:46.472	4:58.676	108.069
3	15:41.011	4:54.539	109.587
4	20:51.268	5:10.257	104.035

#### **18** 24 Keith AMOR

NWSSP Behind 14.781

Best Time **4:54.688** Best Speed **109.531** On **3** Gp **a**

Lap	Elapsed Time	Lap Time	Lap Speed
1	12:46.771	12:46.771	41.457
2	27:50.329	15:03.558	35.723
3	32:45.017	4:54.688	109.531
4	37:43.652	4:58.635	108.084

# KENNEDY International NORTH WEST 200



## SUPERSPORT / SUPERSTOCK

### Qualifying Session Two

Thursday, 10 May 2007

## DETAILED RESULT

Supersport

### Qualifying Classification

Position

**19** 10 Raymond PORTER

NWSSP Behind 14.896

Best Time 4:54.803 Best Speed 109.489 On 2 Gp a

Lap	Elapsed Time	Lap Time	Lap Speed
1	26:22.722	26:22.722	20.084
2	31:17.525	4:54.803	109.489
3	36:15.582	4:58.057	108.293

**20** 36 Christian ELKIN

NWSSP Behind 15.886

Best Time 4:55.793 Best Speed 109.122 On 5 Gp a

Lap	Elapsed Time	Lap Time	Lap Speed
1	7:13.539	7:13.539	73.322
2	12:23.489	5:09.950	104.138
3	17:22.585	4:59.096	107.917
4	22:19.858	4:57.273	108.579
5	27:15.651	4:55.793	109.122
6	32:24.768	5:09.117	104.419

**21** 115 Roger MAHER

NWSSP Behind 15.975

Best Time 4:55.882 Best Speed 109.089 On 4 Gp a

Lap	Elapsed Time	Lap Time	Lap Speed
1	7:24.249	7:24.249	71.554
2	12:24.179	4:59.930	107.617
3	17:21.992	4:57.813	108.382
4	22:17.874	4:55.882	109.089
5	27:14.700	4:56.826	108.742
6	42:26.112	15:11.412	35.415

**22** 34 James McBRIDE

NWSSP Behind 16.168

Best Time 4:56.075 Best Speed 109.018 On 4 Gp a

Lap	Elapsed Time	Lap Time	Lap Speed
1	6:13.891	6:13.891	85.019
2	11:14.041	5:00.150	107.538
3	16:10.729	4:56.688	108.793
4	21:06.804	4:56.075	109.018
5	26:04.390	4:57.586	108.465
6	36:35.601	10:31.211	51.136

Supersport

### Qualifying Classification

Position

**23** 71 Davy MORGAN

NWSSP Behind 16.226

Best Time 4:56.133 Best Speed 108.997 On 3 Gp a

Lap	Elapsed Time	Lap Time	Lap Speed
1	5:47.096	5:47.096	91.583
2	10:47.072	4:59.976	107.601
3	15:43.205	4:56.133	108.997
4	20:45.073	5:01.868	106.926

**24** 61 Phil STEWART

NWSSP Behind 16.412

Best Time 4:56.319 Best Speed 108.929 On 4 Gp a

Lap	Elapsed Time	Lap Time	Lap Speed
1	7:18.315	7:18.315	72.523
2	18:04.493	10:46.178	49.952
3	23:03.375	4:58.882	107.994
4	27:59.694	4:56.319	108.929
5	33:10.098	5:10.404	103.986

**25** 39 Stefano BONETTI

NWSSP Behind 18.523

Best Time 4:58.430 Best Speed 108.158 On 4 Gp a

Lap	Elapsed Time	Lap Time	Lap Speed
1	7:02.911	7:02.911	75.165
2	13:23.845	6:20.934	84.733
3	18:26.004	5:02.159	106.823
4	23:24.434	4:58.430	108.158
5	28:24.290	4:59.856	107.644
6	33:25.032	5:00.742	107.327
7	38:30.457	5:05.425	105.681

**26** 13 Jay BELLERS-SMITH

NWSSP Behind 19.572

Best Time 4:59.479 Best Speed 107.779 On 5 Gp a

Lap	Elapsed Time	Lap Time	Lap Speed
1	6:45.175	6:45.175	78.455
2	11:57.451	5:12.276	103.362
3	17:03.284	5:05.833	105.540
4	22:04.764	5:01.480	107.064
5	27:04.243	4:59.479	107.779
6	33:07.314	6:03.071	88.902

# KENNEDY International NORTH WEST 200



## SUPERSPORT / SUPERSTOCK

### Qualifying Session Two

Thursday, 10 May 2007

## DETAILED RESULT

Supersport

### Qualifying Classification

Position

#### **27** 64 Paul DOBBS

NWSSP Behind 19.871

Best Time 4:59.778 Best Speed 107.672 On 3 Gp a

Lap	Elapsed Time	Lap Time	Lap Speed
1	7:41.876	7:41.876	68.824
2	12:46.593	5:04.717	105.926
3	17:46.371	4:59.778	107.672
4	22:50.992	5:04.621	105.960
5	30:14.456	7:23.464	72.785

#### **28** 25 Chris PALMER

NWSSP Behind 20.080

Best Time 4:59.987 Best Speed 107.597 On 2 Gp a

Lap	Elapsed Time	Lap Time	Lap Speed
1	6:30.931	6:30.931	81.314
2	11:30.918	4:59.987	107.597
3	19:02.344	7:31.426	71.501
4	24:04.714	5:02.370	106.749

#### **29** 87 Oliver LINSDELL

NWSSP Behind 20.665

Best Time 5:00.572 Best Speed 107.387 On 4 Gp a

Lap	Elapsed Time	Lap Time	Lap Speed
1	8:00.140	8:00.140	66.206
2	13:08.424	5:08.284	104.701
3	18:10.639	5:02.215	106.803
4	23:11.211	5:00.572	107.387
5	28:13.615	5:02.404	106.737
6	33:24.730	5:11.115	103.748
7	38:35.310	5:10.580	103.927

#### **30** 100 James REDPATH

NWSSP Behind 21.274

Best Time 5:01.181 Best Speed 107.170 On 3 Gp a

Lap	Elapsed Time	Lap Time	Lap Speed
1	7:46.082	7:46.082	68.203
2	12:49.142	5:03.060	106.506
3	17:50.323	5:01.181	107.170
4	23:03.053	5:12.730	103.212
5	28:07.844	5:04.791	105.901
6	33:46.413	5:38.569	95.335

Supersport

### Qualifying Classification

Position

#### **31** 56 Stephen OATES

NWSSP Behind 21.921

Best Time 5:01.828 Best Speed 106.940 On 4 Gp a

Lap	Elapsed Time	Lap Time	Lap Speed
1	6:37.729	6:37.729	79.924
2	11:44.286	5:06.557	105.291
3	16:49.159	5:04.873	105.872
4	21:50.987	5:01.828	106.940
5	26:59.850	5:08.863	104.505

#### **32** 72 Frank SPENNER

NWSSP Behind 22.024

Best Time 5:01.931 Best Speed 106.904 On 3 Gp a

Lap	Elapsed Time	Lap Time	Lap Speed
1	7:12.310	7:12.310	73.531
2	12:21.007	5:08.697	104.561
3	17:22.938	5:01.931	106.904
4	22:25.439	5:02.501	106.702
5	27:30.607	5:05.168	105.770
6	32:40.471	5:09.864	104.167
7	37:52.484	5:12.013	103.450

#### **33** 57 Damien MULLEADY

NWSSP Behind 22.039

Best Time 5:01.946 Best Speed 106.899 On 3 Gp a

Lap	Elapsed Time	Lap Time	Lap Speed
1	7:49.839	7:49.839	67.657
2	12:59.879	5:10.040	104.108
3	18:01.825	5:01.946	106.899
4	23:06.555	5:04.730	105.922
5	33:14.659	10:08.104	53.079
6	38:23.719	5:09.060	104.438

#### **34** 63 Mark LUNNEY

NWSSP Behind 22.219

Best Time 5:02.126 Best Speed 106.835 On 2 Gp a

Lap	Elapsed Time	Lap Time	Lap Speed
1	6:38.740	6:38.740	79.721
2	11:40.866	5:02.126	106.835
3	17:15.396	5:34.530	96.486
4	26:15.776	9:00.380	59.731
5	37:33.092	11:17.316	47.655

# KENNEDY International NORTH WEST 200



## SUPERSPORT / SUPERSTOCK

### Qualifying Session Two

Thursday, 10 May 2007

## DETAILED RESULT

Supersport

### Qualifying Classification

Position

**35** 96 Daniel JANSEN

NWSSP Behind 22.234

Best Time 5:02.141 Best Speed 106.830 On 4 Gp a

Lap	Elapsed Time	Lap Time	Lap Speed
1	8:01.845	8:01.845	65.971
2	13:17.780	5:15.935	102.165
3	18:33.538	5:15.758	102.223
4	23:35.679	5:02.141	106.830
5	28:54.903	5:19.224	101.113
6	36:47.649	7:52.746	68.277

**36** 54 Steve HENEGHAN

NWSSP Behind 22.361

Best Time 5:02.268 Best Speed 106.785 On 4 Gp a

Lap	Elapsed Time	Lap Time	Lap Speed
1	7:30.343	7:30.343	70.586
2	12:39.093	5:08.750	104.543
3	17:49.038	5:09.945	104.140
4	22:51.306	5:02.268	106.785
5	27:56.741	5:05.435	105.677
6	33:06.364	5:09.623	104.248
7	38:18.813	5:12.449	103.305

**37** 99 David MULLIGAN

NWSSP Behind 22.719

Best Time 5:02.626 Best Speed 106.658 On 4 Gp a

Lap	Elapsed Time	Lap Time	Lap Speed
1	7:31.350	7:31.350	70.429
2	12:43.079	5:11.729	103.544
3	17:47.812	5:04.733	105.921
4	22:50.438	5:02.626	106.658
5	28:01.822	5:11.384	103.659
6	33:18.439	5:16.617	101.945
7	38:44.079	5:25.640	99.121

**38** 91 Andrew NEILL

NWSSP Behind 22.739

Best Time 5:02.646 Best Speed 106.651 On 3 Gp a

Lap	Elapsed Time	Lap Time	Lap Speed
1	8:02.462	8:02.462	65.887
2	13:10.217	5:07.755	104.881
3	18:12.863	5:02.646	106.651
4	23:17.150	5:04.287	106.076
5	28:20.881	5:03.731	106.270
6	33:27.283	5:06.402	105.344
7	38:38.130	5:10.847	103.838

Supersport

### Qualifying Classification

Position

**39** 70 Victor GILMORE

NWSSP Behind 23.091

Best Time 5:02.998 Best Speed 106.527 On 4 Gp a

Lap	Elapsed Time	Lap Time	Lap Speed
1	7:24.035	7:24.035	71.589
2	12:27.711	5:03.676	106.290
3	22:37.134	10:09.423	52.964
4	27:40.132	5:02.998	106.527
5	32:44.448	5:04.316	106.066
6	39:50.422	7:05.974	75.774

**40** 47 Ryan McCAY

NWSSP Behind 23.770

Best Time 5:03.677 Best Speed 106.289 On 4 Gp a

Lap	Elapsed Time	Lap Time	Lap Speed
1	6:45.305	6:45.305	78.430
2	11:58.000	5:12.695	103.224
3	17:03.913	5:05.913	105.512
4	22:07.590	5:03.677	106.289
5	27:18.364	5:10.774	103.862
6	32:35.862	5:17.498	101.662

**41** 102 Tim POOLE

NWSSP Behind 25.095

Best Time 5:05.002 Best Speed 105.828 On 4 Gp a

Lap	Elapsed Time	Lap Time	Lap Speed
1	7:41.458	7:41.458	68.886
2	12:55.991	5:14.533	102.621
3	27:41.692	14:45.701	36.443
4	32:46.694	5:05.002	105.828
5	38:00.601	5:13.907	102.825

**42** 35 Trevor FERGUSON

NWSSP Behind 26.389

Best Time 5:06.296 Best Speed 105.380 On 2 Gp a

Lap	Elapsed Time	Lap Time	Lap Speed
1	12:26.309	12:26.309	42.594
2	17:32.605	5:06.296	105.380
3	22:47.795	5:15.190	102.407

# KENNEDY International NORTH WEST 200



## SUPERSPORT / SUPERSTOCK

### Qualifying Session Two

Thursday, 10 May 2007

## DETAILED RESULT

Supersport

### Qualifying Classification

Position

**43** **3 Michael RUTTER**

NWSSP Behind **26.404**

Best Time **5:06.311** Best Speed **105.375** On **4** Gp **a**

Lap	Elapsed Time	Lap Time	Lap Speed
1	5:34.310	5:34.310	95.085
2	10:43.547	5:09.237	104.378
3	24:17.648	13:34.101	39.648
4	29:23.959	5:06.311	105.375
5	37:50.413	8:26.454	63.733

**44** **11 Stuart EASTON**

NWSSP Behind **26.857**

Best Time **5:06.764** Best Speed **105.220** On **4** Gp **a**

Lap	Elapsed Time	Lap Time	Lap Speed
1	5:34.930	5:34.930	94.909
2	10:44.682	5:09.752	104.205
3	24:18.289	13:33.607	39.672
4	29:25.053	5:06.764	105.220
5	38:00.180	8:35.127	62.659

**45** **26 Dennis BOOTH**

NWSSP Behind **28.449**

Best Time **5:08.356** Best Speed **104.676** On **4** Gp **a**

Lap	Elapsed Time	Lap Time	Lap Speed
1	7:40.187	7:40.187	69.076
2	12:55.049	5:14.862	102.513
3	18:05.523	5:10.474	103.962
4	23:13.879	5:08.356	104.676
5	28:23.758	5:09.879	104.162
6	33:33.162	5:09.404	104.322
7	38:45.941	5:12.779	103.196

**46** **58 Maurice HOGG**

NWSSP Behind **29.822**

Best Time **5:09.729** Best Speed **104.212** On **4** Gp **a**

Lap	Elapsed Time	Lap Time	Lap Speed
1	7:29.997	7:29.997	70.640
2	12:41.789	5:11.792	103.523
3	17:52.782	5:10.993	103.789
4	23:02.511	5:09.729	104.212
5	28:13.417	5:10.906	103.818
6	33:30.462	5:17.045	101.808
7	38:45.788	5:15.326	102.363

Supersport

### Qualifying Classification

Position

**47** **40 Liam QUINN**

NWSSP Behind **30.222**

Best Time **5:10.129** Best Speed **104.078** On **3** Gp **a**

Lap	Elapsed Time	Lap Time	Lap Speed
1	13:51.160	13:51.160	38.245
2	19:02.867	5:11.707	103.551
3	24:12.996	5:10.129	104.078
4	29:37.012	5:24.016	99.617

**48** **50 James BRESLIN**

NWSSP Behind **30.512**

Best Time **5:10.419** Best Speed **103.981** On **4** Gp **a**

Lap	Elapsed Time	Lap Time	Lap Speed
1	7:51.214	7:51.214	67.460
2	13:07.561	5:16.347	102.032
3	18:18.678	5:11.117	103.747
4	23:29.097	5:10.419	103.981
5	28:51.054	5:21.957	100.254

**49** **92 Wayne KENNEDY**

NWSSP Behind **30.513**

Best Time **5:10.420** Best Speed **103.980** On **5** Gp **a**

Lap	Elapsed Time	Lap Time	Lap Speed
1	7:35.525	7:35.525	69.783
2	12:52.757	5:17.232	101.748
3	18:04.347	5:11.590	103.590
4	23:16.773	5:12.426	103.313
5	28:27.193	5:10.420	103.980
6	33:38.223	5:11.030	103.776
7	38:51.120	5:12.897	103.157

**50** **89 Trevor KEYS**

NWSSP Behind **30.643**

Best Time **5:10.550** Best Speed **103.937** On **3** Gp **a**

Lap	Elapsed Time	Lap Time	Lap Speed
1	7:37.693	7:37.693	69.453
2	12:54.610	5:16.917	101.849
3	18:05.160	5:10.550	103.937
4	23:28.268	5:23.108	99.897
5	28:48.502	5:20.234	100.794

# KENNEDY International NORTH WEST 200



## SUPERSPORT / SUPERSTOCK

### Qualifying Session Two

Thursday, 10 May 2007

## DETAILED RESULT

Supersport

### Qualifying Classification

Position

#### **51** 18 Michael DUNLOP

NWSSP Behind 31.469

Best Time 5:11.376 Best Speed 103.661 On 3 Gp a

Lap	Elapsed Time	Lap Time	Lap Speed
1	8:58.051	8:58.051	59.080
2	14:13.141	5:15.090	102.439
3	19:24.517	5:11.376	103.661

#### **52** 97 Lorenzo RIZZARDINI

NWSSP Behind 31.508

Best Time 5:11.415 Best Speed 103.648 On 4 Gp a

Lap	Elapsed Time	Lap Time	Lap Speed
1	7:16.460	7:16.460	72.831
2	12:38.880	5:22.420	100.110
3	17:55.044	5:16.164	102.091
4	23:06.459	5:11.415	103.648
5	28:19.686	5:13.227	103.049
6	33:31.547	5:11.861	103.500
7	38:50.802	5:19.255	101.103

#### **53** 74 Glenn WALKER

NWSSP Behind 31.934

Best Time 5:11.841 Best Speed 103.507 On 4 Gp a

Lap	Elapsed Time	Lap Time	Lap Speed
1	7:10.379	7:10.379	73.860
2	12:30.687	5:20.308	100.771
3	17:47.259	5:16.572	101.960
4	22:59.100	5:11.841	103.507
5	28:12.094	5:12.994	103.125
6	33:58.499	5:46.405	93.179
7	39:18.656	5:20.157	100.818

#### **54** 31 Paul CRANSTON

NWSSP Behind 32.620

Best Time 5:12.527 Best Speed 103.279 On 3 Gp a

Lap	Elapsed Time	Lap Time	Lap Speed
1	10:15.421	10:15.421	51.652
2	15:31.498	5:16.077	102.119
3	20:44.025	5:12.527	103.279
4	25:58.886	5:14.861	102.514
5	36:32.664	10:33.778	50.929

Supersport

### Qualifying Classification

Position

#### **55** 81 Chris McGAHAN

NWSSP Behind 33.554

Best Time 5:13.461 Best Speed 102.972 On 2 Gp a

Lap	Elapsed Time	Lap Time	Lap Speed
1	8:06.764	8:06.764	65.305
2	13:20.225	5:13.461	102.972
3	18:35.346	5:15.121	102.429

#### **56** 76 Richard THERSBY

NWSSP Behind 33.849

Best Time 5:13.756 Best Speed 102.875 On 3 Gp a

Lap	Elapsed Time	Lap Time	Lap Speed
1	7:59.246	7:59.246	66.329
2	13:16.346	5:17.100	101.790
3	18:30.102	5:13.756	102.875
4	23:45.255	5:15.153	102.419
5	29:04.567	5:19.312	101.085
6	34:32.956	5:28.389	98.291
7	39:58.969	5:26.013	99.007

#### **57** 53 Rob BARBER

NWSSP Behind 35.259

Best Time 5:15.166 Best Speed 102.415 On 4 Gp a

Lap	Elapsed Time	Lap Time	Lap Speed
1	7:28.737	7:28.737	70.839
2	12:48.336	5:19.599	100.994
3	18:03.593	5:15.257	102.385
4	23:18.759	5:15.166	102.415
5	28:35.912	5:17.153	101.773
6	34:02.014	5:26.102	98.980

#### **58** 80 Phill ARCHER

NWSSP Behind 35.456

Best Time 5:15.363 Best Speed 102.351 On 3 Gp a

Lap	Elapsed Time	Lap Time	Lap Speed
1	7:32.929	7:32.929	70.183
2	12:57.293	5:24.364	99.510
3	18:12.656	5:15.363	102.351
4	23:35.566	5:22.910	99.959

# KENNEDY International NORTH WEST 200



## SUPERSPORT / SUPERSTOCK

### Qualifying Session Two

Thursday, 10 May 2007

## DETAILED RESULT

Supersport

### Qualifying Classification

Position

#### **59** 62 Ricky IANSON

NWSSP Behind 36.114

Best Time 5:16.021 Best Speed 102.138 On 4 Gp a

Lap	Elapsed Time	Lap Time	Lap Speed
1	8:13.743	8:13.743	64.382
2	13:30.426	5:16.683	101.924
3	18:47.075	5:16.649	101.935
4	24:03.096	5:16.021	102.138
5	29:21.563	5:18.467	101.353
6	34:38.388	5:16.825	101.878
7	39:55.323	5:16.935	101.843

#### **60** 66 David TAYLOR

NWSSP Behind 36.279

Best Time 5:16.186 Best Speed 102.084 On 2 Gp a

Lap	Elapsed Time	Lap Time	Lap Speed
1	7:18.997	7:18.997	72.411
2	12:35.183	5:16.186	102.084
3	17:52.449	5:17.266	101.737

#### **61** 88 Alan OVERSBY

NWSSP Behind 36.346

Best Time 5:16.253 Best Speed 102.063 On 4 Gp a

Lap	Elapsed Time	Lap Time	Lap Speed
1	7:49.609	7:49.609	67.690
2	13:09.369	5:19.760	100.943
3	18:25.673	5:16.304	102.046
4	23:41.926	5:16.253	102.063
5	29:01.511	5:19.585	100.998
6	34:28.914	5:27.403	98.587
7	39:52.196	5:23.282	99.843

#### **62** 67 Herbie RONAN

NWSSP Behind 39.008

Best Time 5:18.915 Best Speed 101.211 On 5 Gp a

Lap	Elapsed Time	Lap Time	Lap Speed
1	8:11.401	8:11.401	64.689
2	13:36.363	5:24.962	99.327
3	18:59.299	5:22.936	99.950
4	24:21.653	5:22.354	100.131
5	29:40.568	5:18.915	101.211
6	35:07.820	5:27.252	98.632

Supersport

### Qualifying Classification

Position

#### **63** 79 Sandy BERWICK

NWSSP Behind 39.232

Best Time 5:19.139 Best Speed 101.140 On 4 Gp a

Lap	Elapsed Time	Lap Time	Lap Speed
1	8:25.118	8:25.118	62.932
2	13:58.854	5:33.736	96.716
3	19:21.293	5:22.439	100.105
4	24:40.432	5:19.139	101.140
5	30:11.677	5:31.245	97.443

#### **64** 65 Kevin STROWGER

NWSSP Behind 39.892

Best Time 5:19.799 Best Speed 100.931 On 4 Gp a

Lap	Elapsed Time	Lap Time	Lap Speed
1	9:38.635	9:38.635	54.936
2	16:38.198	6:59.563	76.931
3	22:00.438	5:22.240	100.166
4	27:20.237	5:19.799	100.931
5	36:05.529	8:45.292	61.447
6	41:33.181	5:27.652	98.512

#### **65** 51 Paul LENNON

NWSSP Behind 40.411

Best Time 5:20.318 Best Speed 100.767 On 7 Gp a

Lap	Elapsed Time	Lap Time	Lap Speed
1	7:52.215	7:52.215	67.317
2	13:17.512	5:25.297	99.225
3	18:39.955	5:22.443	100.103
4	24:02.605	5:22.650	100.039
5	29:26.011	5:23.406	99.805
6	34:47.710	5:21.699	100.335
7	40:08.028	5:20.318	100.767

#### **66** 60 Johnny McCAY

NWSSP Behind 43.846

Best Time 5:23.753 Best Speed 99.698 On 3 Gp a

Lap	Elapsed Time	Lap Time	Lap Speed
1	8:15.018	8:15.018	64.216
2	13:40.163	5:25.145	99.271
3	19:03.916	5:23.753	99.698

# KENNEDY International NORTH WEST 200



## SUPERSPORT / SUPERSTOCK

### Qualifying Session Two

Thursday, 10 May 2007

## DETAILED RESULT

Supersport

### Qualifying Classification

Position

#### **67** 30 Carl HOOPER

NWSSP Behind **44.521**

Best Time **5:24.428** Best Speed **99.491** On **3** Gp **a**

Lap	Elapsed Time	Lap Time	Lap Speed
1	7:57.881	7:57.881	66.519
2	13:23.620	5:25.739	99.090
3	18:48.048	5:24.428	99.491

#### **68** 15 Anita BUXTON

NWSSP Behind **47.799**

Best Time **5:27.706** Best Speed **98.496** On **3** Gp **a**

Lap	Elapsed Time	Lap Time	Lap Speed
1	8:31.288	8:31.288	62.172
2	14:00.256	5:28.968	98.118
3	19:27.962	5:27.706	98.496
4	25:00.118	5:32.156	97.176
5	41:15.368	16:15.250	33.097

### Non Qualifiers

Position

#### 41 Dan STEWART

NWSSP Behind **21.327**

Best Time **4:59.565** Best Speed **107.748** On **2** Gp **a**

Lap	Elapsed Time	Lap Time	Lap Speed
1	7:25.169	7:25.169	71.407
2	12:24.734	4:59.565	107.748

#### 14 Jimmy MOORE

NWSSP Behind **26.531**

Best Time **5:04.769** Best Speed **105.908** On **3** Gp **a**

Lap	Elapsed Time	Lap Time	Lap Speed
1	25:38.243	25:38.243	20.665
2	33:31.856	7:53.613	68.152
3	38:36.625	5:04.769	105.908

#### 42 Mark PARRETT

NWSSP Behind **29.238**

Best Time **5:07.476** Best Speed **104.976** On **2** Gp **a**

Lap	Elapsed Time	Lap Time	Lap Speed
1	23:42.433	23:42.433	22.348
2	28:49.909	5:07.476	104.976

Supersport

### Non Qualifiers

Position

#### 23 Michael WEYNAND

NWSSP Behind **36.258**

Best Time **5:14.496** Best Speed **102.633** On **2** Gp **a**

Lap	Elapsed Time	Lap Time	Lap Speed
1	33:10.854	33:10.854	15.967
2	38:25.350	5:14.496	102.633

#### 75 Paul GARTLAND

NWSSP Behind **43.006**

Best Time **5:21.244** Best Speed **100.477** On **2** Gp **a**

Lap	Elapsed Time	Lap Time	Lap Speed
1	29:09.382	29:09.382	18.171
2	34:30.626	5:21.244	100.477

#### 90 Anthony McCOLGAN

NWSSP Behind **43.834**

Best Time **5:22.072** Best Speed **100.219** On **3** Gp **a**

Lap	Elapsed Time	Lap Time	Lap Speed
1	7:17.766	7:17.766	72.614
2	22:11.833	14:54.067	36.102
3	27:33.905	5:22.072	100.219

#### 43 Keith COSTELLO

NWSSP Behind **44.150**

Best Time **5:22.388** Best Speed **100.120** On **3** Gp **a**

Lap	Elapsed Time	Lap Time	Lap Speed
1	7:47.915	7:47.915	67.935
2	19:02.290	11:14.375	47.863
3	24:24.678	5:22.388	100.120

#### 95 Phil HARVEY

NWSSP Behind **46.422**

Best Time **5:24.660** Best Speed **99.420** On **2** Gp **a**

Lap	Elapsed Time	Lap Time	Lap Speed
1	7:39.654	7:39.654	69.156
2	13:04.314	5:24.660	99.420

#### 33 Mark BUCKLEY

NWSSP Behind **1:31.246**

Best Time **6:09.484** Best Speed **87.359** On **1** Gp **a**

Lap	Elapsed Time	Lap Time	Lap Speed
1	6:09.484	6:09.484	86.033
2	14:00.698	7:51.214	68.499



**SUPERBIKE / SUPERSTOCK**  
**SUPERSPORT COMBINED QUALIFYING**  
**Thursday, 10 May 2007**




-----Best Time / Qual Laps-----  
 Session A                      Session B

Overall Best Time / Speed /  
 Total Qual Laps

Pos	Class	No	Name	Session A		Session B		Overall Best Time / Speed / Total Qual Laps	
<b>Qualifying Classification</b>									
1	NWSSP	5	Bruce ANSTEY	4:36.677	4	4:40.678	3	4:36.677	116.662 7
2	NWSSP	8	Guy MARTIN	4:44.464	5	4:39.907	5	4:39.907	115.315 10
3	NWSSP	101	Steve PLATER	4:41.695	3	4:50.283	4	4:41.695	114.584 7
4	NWSSP	86	Cameron DONALD	4:41.700	3	4:50.202	3	4:41.700	114.581 6
5	NWSSP	24	Keith AMOR	4:41.924	4	4:54.688	2	4:41.924	114.490 6
6	NWSSP	4	John McGUINNESS	4:43.489	5	4:47.988	5	4:43.489	113.858 10
7	NWSSP	9	Alastair SEELEY	4:43.862	6	4:47.339	6	4:43.862	113.709 12
8	NWSSP	6	Ian LOUGHER	4:44.764	5	4:51.530	2	4:44.764	113.349 7
9	NWSSP	10	Raymond PORTER	4:45.258	7	4:54.803	2	4:45.258	113.152 9
10	NWSSP	49	Conor CUMMINS	4:45.579	3	4:52.391	3	4:45.579	113.025 6
11	NWSSP	3	Michael RUTTER	4:46.395	5	5:06.311	3	4:46.395	112.703 8
12	NWSSP	11	Stuart EASTON	4:49.662	4	5:06.764	3	4:49.662	111.432 7
13	NWSSP	1	Ian HUTCHINSON	4:49.670	5	4:50.913	4	4:49.670	111.429 9
14	NWSSP	20	Denver ROBB	5:19.773	1	4:49.962	5	4:49.962	111.317 6
15	NWSSP	44	Barry DAVIDSON	4:50.487	5	4:53.656	4	4:50.487	111.115 9
16	NWSSP	22	Nigel BEATTIE	4:50.637	2	4:53.580	2	4:50.637	111.058 4
17	NWSSP	46	Adrian McFARLAND	4:51.408	3	4:50.814	4	4:50.814	110.991 7
18	NWSSP	7	Ryan FARQUHAR	4:51.806	3	4:52.872	2	4:51.806	110.613 5
19	NWSSP	2	Adrian ARCHIBALD	5:12.138	1	4:51.949	4	4:51.949	110.559 5
20	NWSSP	25	Chris PALMER	4:52.160	5	4:59.987	2	4:52.160	110.479 7
21	NWSSP	78	John WALSH	4:52.354	1	4:52.958	3	4:52.354	110.406 4
22	NWSSP	93	Callum RAMSAY	4:52.648	2	4:54.539	3	4:52.648	110.295 5
23	NWSSP	14	Jimmy MOORE	4:54.587	4	5:04.769	1	4:54.587	109.569 5
24	NWSSP	42	Mark PARRETT	4:55.170	5	5:07.476	1	4:55.170	109.353 6
25	NWSSP	115	Roger MAHER	4:55.283	1	4:55.882	4	4:55.283	109.311 5
26	NWSSP	61	Phil STEWART	4:55.309	5	4:56.319	3	4:55.309	109.301 8
27	NWSSP	36	Christian ELKIN	5:21.162	1	4:55.793	5	4:55.793	109.122 6
28	NWSSP	34	James McBRIDE	5:20.190	1	4:56.075	4	4:56.075	109.018 5
29	NWSSP	71	Davy MORGAN	4:59.258	3	4:56.133	3	4:56.133	108.997 6
30	NWSSP	39	Stefano BONETTI	5:01.105	5	4:58.430	5	4:58.430	108.158 10
31	NWSSP	47	Ryan McCAY	4:58.922	5	5:03.677	5	4:58.922	107.980 10
32	NWSSP	91	Andrew NEILL	4:59.132	4	5:02.646	6	4:59.132	107.904 10
33	NWSSP	72	Frank SPENNER	4:59.193	3	5:01.931	6	4:59.193	107.882 9
34	NWSSP	13	Jay BELLERS-SMITH	5:07.989	4	4:59.479	4	4:59.479	107.779 8
35	NWSSP	64	Paul DOBBS	5:01.294	3	4:59.778	3	4:59.778	107.672 6
36	NWSSP	103	Dave MILLING	4:59.922	5	-----		4:59.922	107.620 5
37	NWSSP	35	Trevor FERGUSON	5:00.527	3	5:06.296	2	5:00.527	107.403 5
38	NWSSP	87	Oliver LINSDELL	5:01.654	6	5:00.572	6	5:00.572	107.387 12
39	NWSSP	100	James REDPATH	5:01.016	4	5:01.181	4	5:01.016	107.229 8
40	NWSSP	56	Stephen OATES	5:11.115	6	5:01.828	4	5:01.828	106.940 10
41	NWSSP	57	Damien MULLEADY	-----		5:01.946	4	5:01.946	106.899 4
42	NWSSP	63	Mark LUNNEY	5:02.660	4	5:02.126	2	5:02.126	106.835 6
43	NWSSP	96	Daniel JANSEN	15:46.015	0	5:02.141	4	5:02.141	106.830 4
44	NWSSP	54	Steve HENEGHAN	5:05.924	5	5:02.268	6	5:02.268	106.785 11
45	NWSSP	99	David MULLIGAN	5:05.956	4	5:02.626	6	5:02.626	106.658 10
46	NWSSP	32	Lee HILL	5:02.729	4	-----		5:02.729	106.622 4
47	NWSSP	70	Victor GILMORE	-----		5:02.998	3	5:02.998	106.527 3
48	NWSSP	90	Anthony McCOLGAN	5:04.697	5	5:22.072	1	5:04.697	105.933 6
49	NWSSP	102	Tim POOLE	-----		5:05.002	3	5:05.002	105.828 3
50	NWSSP	40	Liam QUINN	5:05.353	4	5:10.129	3	5:05.353	105.706 7

These Results are provisional and are subject to ratification by the Stewards of the Meeting.

Track	<b>The Triangle</b>	Signed	Organising Club	<b>Coleraine &amp; District Motor Club</b>
Length(miles)	<b>8.9660      Lap 1 (8.8300)</b>			
Weather		Chief Timekeeper		
Track		Issued At:		



**SUPERBIKE / SUPERSTOCK**  
**SUPERSPORT COMBINED QUALIFYING**  
**Thursday, 10 May 2007**




## Qualifying Classification

51	NWSSP	92	Wayne KENNEDY	5:05.454	6	5:10.420	6	5:05.454	105.671	12
52	NWSSP	58	Maurice HOGG	5:06.213	6	5:09.729	6	5:06.213	105.409	12
53	NWSSP	26	Dennis BOUTH	5:06.274	5	5:08.356	6	5:06.274	105.388	11
54	NWSSP	75	Paul GARTLAND	5:06.787	5	5:21.244	1	5:06.787	105.212	6
55	NWSSP	66	David TAYLOR	5:09.782	5	5:16.186	2	5:09.782	104.195	7
56	NWSSP	18	Michael DUNLOP	5:10.126	4	5:11.376	2	5:10.126	104.079	6
57	NWSSP	95	Phil HARVEY	5:10.416	5	5:24.660	1	5:10.416	103.982	6
58	NWSSP	50	James BRESLIN	5:23.040	4	5:10.419	4	5:10.419	103.981	8
59	NWSSP	89	Trevor KEYS	5:12.496	2	5:10.550	4	5:10.550	103.937	6
60	NWSSP	88	Alan OVERSBY	5:11.269	5	5:16.253	6	5:11.269	103.697	11
61	NWSSP	97	Lorenzo RIZZARDINI	5:13.949	2	5:11.415	6	5:11.415	103.648	8
62	NWSSP	74	Glenn WALKER	5:12.990	2	5:11.841	5	5:11.841	103.507	7
63	NWSSP	31	Paul CRANSTON	-----		5:12.527	3	5:12.527	103.279	3
64	NWSSP	62	Ricky IANSON	5:12.656	4	5:16.021	6	5:12.656	103.237	10
65	NWSSP	65	Kevin STROWGER	5:12.693	4	5:19.799	3	5:12.693	103.225	7
66	NWSSP	81	Chris McGAHAN	5:14.986	4	5:13.461	2	5:13.461	102.972	6
67	NWSSP	76	Richard THERSBY	5:50.747	0	5:13.756	6	5:13.756	102.875	6
68	NWSSP	51	Paul LENNON	5:14.441	5	5:20.318	6	5:14.441	102.651	11
69	NWSSP	53	Rob BARBER	5:15.235	4	5:15.166	5	5:15.166	102.415	9
70	NWSSP	80	Phill ARCHER	5:15.560	4	5:15.363	3	5:15.363	102.351	7
71	NWSSP	79	Sandy BERWICK	5:16.935	4	5:19.139	4	5:16.935	101.843	8
72	NWSSP	67	Herbie RONAN	5:41.684	0	5:18.915	5	5:18.915	101.211	5
73	NWSSP	60	Johnny McCAY	5:18.981	4	5:23.753	2	5:18.981	101.190	6
74	NWSSP	43	Keith COSTELLO	5:22.767	2	5:22.388	1	5:22.388	100.120	3
75	NWSSP	30	Carl HOOPER	5:25.848	3	5:24.428	2	5:24.428	99.491	5
76	NWSSP	15	Anita BUXTON	5:24.888	3	5:27.706	3	5:24.888	99.350	6

## Non Qualifiers

NWSSP	27	Maria COSTELLO	5:18.870	1	-----					1
NWSSP	73	Jeff WARD	5:38.204	0	-----					0
NWSSP	23	Michael WEYNAND	8:09.387	0	5:14.496	1				1
NWSSP	41	Dan STEWART	-----		4:59.565	1				1
NWSSP	33	Mark BUCKLEY	-----		6:09.484	0				0

These Results are provisional and are subject to ratification by the Stewards of the Meeting.

Track	<b>The Triangle</b>	Signed		Organising Club	<b>Coleraine &amp; District Motor Club</b>
Length(miles)	<b>8.9660 Lap 1 (8.8300)</b>		Chief Timekeeper		
Weather		Issued At:			
Track					



# KENNEDY International NORTH WEST 200

## SUPERSPORT

### Race 6- Ballymoney Borough Council Supersport Race

Saturday, 12 May 2007



Pos	Class	No	Name	Machine / Sponsor	Gp	Laps	Total Time	Behind	Speed	-----Best Lap-----		
										Time	Speed	On
<b>Race Classification</b>												
1	NWSSP	5	Bruce ANSTEY	Suzuki - Relentless Suzuki by TAS Racing	a	5	22:55.958		116.936	4:33.352	118.081	5
2	NWSSP	4	John McGUINNESS	Honda - Padgetts of Batley	a	5	22:57.229	1.271	116.828	4:34.128	117.746	5
3	NWSSP	3	Michael RUTTER	Kawasaki - Isilon MSS Discovery Kawasaki	a	5	22:57.487	1.529	116.806	4:33.844	117.869	5
4	NWSSP	101	Steve PLATER	Yamaha - AIM Racing	a	5	22:58.376	2.418	116.730	4:35.134	117.316	4
5	NWSSP	6	Ian LOUGHER	Honda - Blackhorse Motorcycle Finance	a	5	23:01.858	5.900	116.436	4:34.483	117.594	4
6	NWSSP	1	Ian HUTCHINSON	Honda - HM Plant Honda	a	5	23:12.677	16.719	115.532	4:37.617	116.267	2
7	NWSSP	11	Stuart EASTON	Kawasaki - Isilon MSS Discovery Kawasaki	a	5	23:13.483	17.525	115.465	4:37.654	116.251	3
8	NWSSP	8	Guy MARTIN	Honda - Hydrex Honda	a	5	23:16.031	20.073	115.254	4:38.360	115.956	5
9	NWSSP	49	Conor CUMMINS	Yamaha - JMF Team Millsport Racing	a	5	23:17.439	21.481	115.138	4:37.250	116.421	4
10	NWSSP	22	Nigel BEATTIE	Yamaha - JMF Team Millsport Racing	a	5	23:20.317	24.359	114.901	4:39.432	115.511	4
11	NWSSP	9	Alastair SEELEY	Kawasaki - William Watt Antrim	a	5	23:27.677	31.719	114.301	4:41.099	114.826	3
12	NWSSP	14	Jimmy MOORE	Honda - Blackhorse Motorcycle Finance	a	5	23:35.005	39.047	113.709	4:42.124	114.409	3
13	NWSSP	46	Adrian McFARLAND	Yamaha - Team Hardship Racing	a	5	23:38.000	42.042	113.469	4:43.520	113.846	4
14	NWSSP	2	Adrian ARCHIBALD	Suzuki - Relentless Suzuki by TAS Racing	a	5	23:38.158	42.200	113.456	4:42.122	114.410	2
15	NWSSP	36	Christian ELKIN	Honda - BBR Racing	b	5	23:47.349	51.391	112.725	4:44.877	113.304	4
16	NWSSP	78	John WALSH	Yamaha - Diamond Edge Racing	a	5	23:59.479	1:03.521	111.775	4:46.123	112.810	2
17	NWSSP	44	Barry DAVIDSON	Honda - Maine Road Racing Club	a	5	23:59.664	1:03.706	111.761	4:47.374	112.319	2
18	NWSSP	34	James McBRIDE	Yamaha - Speedfreak Race Team	b	5	24:01.071	1:05.113	111.652	4:47.229	112.376	3
19	NWSSP	115	Roger MAHER	Yamaha - Back Racing / Specials Ireland	b	5	24:10.045	1:14.087	110.961	4:49.667	111.430	2
20	NWSSP	39	Stefano BONETTI	Honda	b	5	24:16.170	1:20.212	110.494	4:49.273	111.582	5
21	NWSSP	70	Victor GILMORE	Yamaha - T Lindsay Racing	b	5	24:16.270	1:20.312	110.487	4:47.580	112.239	4
22	NWSSP	35	Trevor FERGUSON	Triumph 675	b	5	24:16.762	1:20.804	110.449	4:49.107	111.646	5
23	NWSSP	63	Mark LUNNEY	Honda - Philip Mullan Steel Fixing	b	5	24:17.913	1:21.955	110.362	4:50.641	111.057	5
24	NWSSP	102	Tim POOLE	Triumph 675 - Bill Smith Motors	c	5	24:20.088	1:24.130	110.198	4:50.652	111.052	4
25	NWSSP	91	Andrew NEILL	Yamaha - Moira MRC	b	5	24:22.817	1:26.859	109.992	4:49.682	111.424	4
26	NWSSP	99	David MULLIGAN	Yamaha	b	5	24:23.767	1:27.809	109.921	4:48.604	111.840	5
27	NWSSP	56	Stephen OATES	Suzuki - Hallett Aviation	b	5	24:25.781	1:29.823	109.770	4:51.071	110.893	2
28	NWSSP	100	James REDPATH	Yamaha - R&R Kitchens	b	5	24:30.348	1:34.390	109.429	4:53.225	110.078	2
29	NWSSP	58	Maurice HOGG	Yamaha	c	5	24:50.295	1:54.337	107.964	4:56.495	108.864	5
30	NWSSP	88	Alan OVERSBY	Honda - W A Corless Joinery	c	5	24:50.800	1:54.842	107.928	4:56.432	108.887	5
31	NWSSP	75	Paul GARTLAND	Yamaha	c	5	24:52.436	1:56.478	107.809	4:56.952	108.696	5
32	NWSSP	92	Wayne KENNEDY	Suzuki - Rainbow Amusements	c	5	24:52.823	1:56.865	107.781	4:57.902	108.350	4
33	NWSSP	31	Paul CRANSTON	Honda - P&J	c	5	24:58.771	2:02.813	107.354	4:59.100	107.916	3
34	NWSSP	96	Daniel JANSEN	Kawasaki	b	5	24:59.935	2:03.977	107.270	4:58.343	108.190	5
35	NWSSP	54	Steve HENEGHAN	- HCL Yomoto Quattro Racing	b	5	25:00.199	2:04.241	107.251	4:58.193	108.244	5
36	NWSSP	95	Phil HARVEY	Yamaha - the FSD.com	c	5	25:04.974	2:09.016	106.911	4:58.614	108.091	5
37	NWSSP	26	Dennis BOOTH	Yamaha	c	5	25:05.556	2:09.598	106.870	4:58.353	108.186	5
38	NWSSP	53	Rob BARBER	Triumph 675 - PRB Racing.co.uk	c	5	25:05.898	2:09.940	106.845	4:58.419	108.162	5
39	NWSSP	43	Keith COSTELLO	Yamaha	c	5	25:11.625	2:15.667	106.441	5:01.390	107.096	2
40	NWSSP	74	Glenn WALKER	Kawasaki - D n D Motorcycles	c	5	25:11.932	2:15.974	106.419	4:59.602	107.735	5
41	NWSSP	90	Anthony McCOLGAN	Suzuki	b	5	25:20.555	2:24.597	105.816	5:03.839	106.233	2
42	NWSSP	51	Paul LENNON	Kawasaki	c	5	25:27.856	2:31.898	105.310	5:03.316	106.416	5
43	NWSSP	65	Kevin STROWGER	Honda - Mistral Racing Ltd.	c	5	25:28.100	2:32.142	105.293	5:04.284	106.077	2
44	NWSSP	50	James BRESLIN	Kawasaki	c	5	25:28.383	2:32.425	105.274	5:04.478	106.010	3
45	NWSSP	60	Johnny McCAY	Yamaha	c	5	25:39.377	2:43.419	104.522	5:06.788	105.211	5
46	NWSSP	80	Phill ARCHER	Triumph 675	c	5	25:40.270	2:44.312	104.461	5:06.960	105.152	4
47	NWSSP	76	Richard THERSBY	Suzuki - Slater Bikes	c	5	25:41.393	2:45.435	104.385	4:59.972	107.602	5
48	NWSSP	67	Herbie RONAN	Honda	c	5	25:49.666	2:53.708	103.828	5:08.059	104.777	3
49	NWSSP	62	Ricky IANSON	Honda	c	5	25:58.654	3:02.696	103.229	5:10.481	103.960	5
50	NWSSP	69	Dave WOOLAMS	Suzuki - Woolys Autos	c	5	26:16.176	3:20.218	102.081	5:13.923	102.820	5


#### Fastest Lap

NWSSP	5	Bruce ANSTEY	Suzuki - Relentless Suzuki by TAS Racing	a						4:33.352	118.081	5
-------	---	--------------	--	---	--	--	--	--	--	----------	---------	---

#### Not Classified

DNF	NWSSP	61	Phil STEWART	Honda	b	4	19:03.040	1 Lap	112.525	4:45.933	112.885	4
-----	-------	----	--------------	-------	---	---	-----------	-------	---------	----------	---------	---

These Results are provisional and are subject to ratification by the Stewards of the Meeting.

Track	<b>The Triangle</b>	Signed		Organising Club	<b>Coleraine &amp; District Motor C</b>
Length(miles)	<b>8.9660</b> <b>Lap 1 (8.8300)</b>		Chief Timekeeper	Warmup Started	
Weather	<b>Sunny</b>	Issued At:	18:00:12	Race Started	<b>17:30:48.355</b>
Track	<b>Dry</b>			Gp Time Diff - b	<b>34.22 / c 62.81</b>

# KENNEDY International NORTH WEST 200

## SUPERSPORT


### Race 6- Ballymoney Borough Council Supersport Race

Saturday, 12 May 2007



Pos	Class	No	Name	Machine / Sponsor	Gp	Laps	Total Time	Behind	Speed	-----Best Lap-----		
										Time	Speed	On
Not Classified												
DNF	NWSSP	24	Keith AMOR	Honda - Wilson Craig/Uel Duncan Racing	a	3	13:51.686	2 Laps	115.841	4:38.048	116.086	3
DNF	NWSSP	20	Denver ROBB	Suzuki - Mar-Train Racing	a	3	14:30.427	38.741	110.685	4:47.948	112.095	2
DNF	NWSSP	15	Anita BUXTON	Suzuki - KP Zig Zag Racing	c	3	16:04.330	2:12.644	99.907	5:18.252	101.422	2
DNF	NWSSP	25	Chris PALMER	Honda - Solway Slate & Tile Carlisle	a	2	9:33.265	3 Laps	111.756	4:48.794	111.767	2
DNF	NWSSP	81	Chris McGAHAN	Yamaha - Manx Glass & Glazing	c	2	10:42.278	1:09.013	99.747	5:40.217	94.874	2
DNF	NWSSP	71	Davy MORGAN	Honda - AutoTech	b	1	5:16.244	4 Laps	100.517	5:16.244	100.517	1

These Results are provisional and are subject to ratification by the Stewards of the Meeting.

Track	<b>The Triangle</b>	Signed		Organising Club	<b>Coleraine &amp; District Motor C</b>
Length(miles)	<b>8.9660</b> Lap 1 (8.8300)		Chief Timekeeper	Warmup Started	
Weather	<b>Sunny</b>	Issued At:	18:00:12	Race Started	<b>17:30:48.355</b>
Track	<b>Dry</b>			Gp Time Diff - b 34.22 / c 62.81	



# KENNEDY International NORTH WEST 200



## SUPERSPORT

### Race 6- Ballymoney Borough Council Supersport Race

Saturday, 12 May 2007

## DETAILED RESULT

Supersport

### Race Classification

#### **1** 5 Bruce ANSTEY

Total Time **22:55.958** Avg Speed **116.936** Behind  
Best Time **4:33.352** Best Speed **118.081** On **5** Gp **a**

Lap	Elapsed Time	Lap Time	Lap Speed
1	4:32.170	4:32.170	116.795
2	9:10.969	4:38.799	115.774
3	13:47.761	4:36.792	116.613
4	18:22.606	4:34.845	117.439
5	22:55.958	4:33.352	118.081

#### **2** 4 John McGUINNESS

Total Time **22:57.229** Avg Speed **116.828** Behind **1.271**  
Best Time **4:34.128** Best Speed **117.746** On **5** Gp **a**

Lap	Elapsed Time	Lap Time	Lap Speed
1	4:34.261	4:34.261	115.904
2	9:10.495	4:36.234	116.849
3	13:47.400	4:36.905	116.566
4	18:23.101	4:35.701	117.075
5	22:57.229	4:34.128	117.746

#### **3** 3 Michael RUTTER

Total Time **22:57.487** Avg Speed **116.806** Behind **1.529**  
Best Time **4:33.844** Best Speed **117.869** On **5** Gp **a**

Lap	Elapsed Time	Lap Time	Lap Speed
1	4:38.143	4:38.143	114.287
2	9:14.127	4:35.984	116.955
3	13:49.617	4:35.490	117.164
4	18:23.643	4:34.026	117.790
5	22:57.487	4:33.844	117.869

#### **4** 101 Steve PLATER

Total Time **22:58.376** Avg Speed **116.730** Behind **2.418**  
Best Time **4:35.134** Best Speed **117.316** On **4** Gp **a**

Lap	Elapsed Time	Lap Time	Lap Speed
1	4:33.375	4:33.375	116.280
2	9:10.188	4:36.813	116.604
3	13:47.162	4:36.974	116.537
4	18:22.296	4:35.134	117.316
5	22:58.376	4:36.080	116.914

Supersport

### Race Classification

#### **5** 6 Ian LOUGHER

Total Time **23:01.858** Avg Speed **116.436** Behind **5.900**  
Best Time **4:34.483** Best Speed **117.594** On **4** Gp **a**

Lap	Elapsed Time	Lap Time	Lap Speed
1	4:35.691	4:35.691	115.303
2	9:13.196	4:37.505	116.314
3	13:50.317	4:37.121	116.475
4	18:24.800	4:34.483	117.594
5	23:01.858	4:37.058	116.501

#### **6** 1 Ian HUTCHINSON

Total Time **23:12.677** Avg Speed **115.532** Behind **16.719**  
Best Time **4:37.617** Best Speed **116.267** On **2** Gp **a**

Lap	Elapsed Time	Lap Time	Lap Speed
1	4:37.999	4:37.999	114.346
2	9:15.616	4:37.617	116.267
3	13:53.291	4:37.675	116.242
4	18:32.533	4:39.242	115.590
5	23:12.677	4:40.144	115.218

#### **7** 11 Stuart EASTON

Total Time **23:13.483** Avg Speed **115.465** Behind **17.525**  
Best Time **4:37.654** Best Speed **116.251** On **3** Gp **a**

Lap	Elapsed Time	Lap Time	Lap Speed
1	4:36.469	4:36.469	114.979
2	9:15.852	4:39.383	115.532
3	13:53.506	4:37.654	116.251
4	18:31.963	4:38.457	115.916
5	23:13.483	4:41.520	114.655

#### **8** 8 Guy MARTIN

Total Time **23:16.031** Avg Speed **115.254** Behind **20.073**  
Best Time **4:38.360** Best Speed **115.956** On **5** Gp **a**

Lap	Elapsed Time	Lap Time	Lap Speed
1	4:39.083	4:39.083	113.902
2	9:18.975	4:39.892	115.322
3	13:58.459	4:39.484	115.490
4	18:37.671	4:39.212	115.602
5	23:16.031	4:38.360	115.956

# KENNEDY International NORTH WEST 200



## SUPERSPORT

### Race 6- Ballymoney Borough Council Supersport Race

Saturday, 12 May 2007

## DETAILED RESULT

Supersport

### Race Classification

#### **9** 49 Conor CUMMINS

Total Time **23:17.439** Avg Speed **115.138** Behind **21.481**

Best Time **4:37.250** Best Speed **116.421** On **4** Gp **a**

Lap	Elapsed Time	Lap Time	Lap Speed
1	4:43.104	4:43.104	112.284
2	9:23.066	4:39.962	115.293
3	14:00.856	4:37.790	116.194
4	18:38.106	4:37.250	116.421
5	23:17.439	4:39.333	115.552

#### **10** 22 Nigel BEATTIE

Total Time **23:20.317** Avg Speed **114.901** Behind **24.359**

Best Time **4:39.432** Best Speed **115.511** On **4** Gp **a**

Lap	Elapsed Time	Lap Time	Lap Speed
1	4:38.927	4:38.927	113.965
2	9:19.353	4:40.426	115.102
3	13:59.538	4:40.185	115.201
4	18:38.970	4:39.432	115.511
5	23:20.317	4:41.347	114.725

#### **11** 9 Alastair SEELEY

Total Time **23:27.677** Avg Speed **114.301** Behind **31.719**

Best Time **4:41.099** Best Speed **114.826** On **3** Gp **a**

Lap	Elapsed Time	Lap Time	Lap Speed
1	4:39.902	4:39.902	113.568
2	9:21.309	4:41.407	114.701
3	14:02.408	4:41.099	114.826
4	18:44.307	4:41.899	114.501
5	23:27.677	4:43.370	113.906

#### **12** 14 Jimmy MOORE

Total Time **23:35.005** Avg Speed **113.709** Behind **39.047**

Best Time **4:42.124** Best Speed **114.409** On **3** Gp **a**

Lap	Elapsed Time	Lap Time	Lap Speed
1	4:44.758	4:44.758	111.632
2	9:27.165	4:42.407	114.295
3	14:09.289	4:42.124	114.409
4	18:51.788	4:42.499	114.257
5	23:35.005	4:43.217	113.968

Supersport

### Race Classification

#### **13** 46 Adrian McFARLAND

Total Time **23:38.000** Avg Speed **113.469** Behind **42.042**

Best Time **4:43.520** Best Speed **113.846** On **4** Gp **a**

Lap	Elapsed Time	Lap Time	Lap Speed
1	4:42.385	4:42.385	112.570
2	9:26.155	4:43.770	113.746
3	14:10.888	4:44.733	113.361
4	18:54.408	4:43.520	113.846
5	23:38.000	4:43.592	113.817

#### **14** 2 Adrian ARCHIBALD

Total Time **23:38.158** Avg Speed **113.456** Behind **42.200**

Best Time **4:42.122** Best Speed **114.410** On **2** Gp **a**

Lap	Elapsed Time	Lap Time	Lap Speed
1	4:42.598	4:42.598	112.485
2	9:24.720	4:42.122	114.410
3	14:09.829	4:45.109	113.211
4	18:53.423	4:43.594	113.816
5	23:38.158	4:44.735	113.360

#### **15** 36 Christian ELKIN

Total Time **23:47.349** Avg Speed **112.725** Behind **51.391**

Best Time **4:44.877** Best Speed **113.304** On **4** Gp **b**

Lap	Elapsed Time	Lap Time	Lap Speed
1	4:43.612	4:43.612	112.083
2	9:30.425	4:46.813	112.539
3	14:16.629	4:46.204	112.778
4	19:01.506	4:44.877	113.304
5	23:47.349	4:45.843	112.921

#### **16** 78 John WALSH

Total Time **23:59.479** Avg Speed **111.775** Behind **1:03.521**

Best Time **4:46.123** Best Speed **112.810** On **2** Gp **a**

Lap	Elapsed Time	Lap Time	Lap Speed
1	4:46.299	4:46.299	111.031
2	9:32.422	4:46.123	112.810
3	14:22.380	4:49.958	111.318
4	19:10.986	4:48.606	111.840
5	23:59.479	4:48.493	111.883

# KENNEDY International NORTH WEST 200



## SUPERSPORT

### Race 6- Ballymoney Borough Council Supersport Race

Saturday, 12 May 2007

## DETAILED RESULT

Supersport

### Race Classification

#### **17** 44 Barry DAVIDSON

Total Time **23:59.664** Avg Speed **111.761** Behind **1:03.706**  
Best Time **4:47.374** Best Speed **112.319** On **2** Gp **a**

Lap	Elapsed Time	Lap Time	Lap Speed
1	4:45.596	4:45.596	111.304
2	9:32.970	4:47.374	112.319
3	14:22.621	4:49.651	111.436
4	19:11.470	4:48.849	111.746
5	23:59.664	4:48.194	112.000

#### **18** 34 James McBRIDE

Total Time **24:01.071** Avg Speed **111.652** Behind **1:05.113**  
Best Time **4:47.229** Best Speed **112.376** On **3** Gp **b**

Lap	Elapsed Time	Lap Time	Lap Speed
1	4:45.756	4:45.756	111.242
2	9:33.159	4:47.403	112.308
3	14:20.388	4:47.229	112.376
4	19:11.075	4:50.687	111.039
5	24:01.071	4:49.996	111.304

#### **19** 115 Roger MAHER

Total Time **24:10.045** Avg Speed **110.961** Behind **1:14.087**  
Best Time **4:49.667** Best Speed **111.430** On **2** Gp **b**

Lap	Elapsed Time	Lap Time	Lap Speed
1	4:45.393	4:45.393	111.383
2	9:35.060	4:49.667	111.430
3	14:27.053	4:51.993	110.542
4	19:18.386	4:51.333	110.793
5	24:10.045	4:51.659	110.669

#### **20** 39 Stefano BONETTI

Total Time **24:16.170** Avg Speed **110.494** Behind **1:20.212**  
Best Time **4:49.273** Best Speed **111.582** On **5** Gp **b**

Lap	Elapsed Time	Lap Time	Lap Speed
1	4:48.587	4:48.587	110.150
2	9:42.160	4:53.573	109.947
3	14:35.145	4:52.985	110.168
4	19:26.897	4:51.752	110.634
5	24:16.170	4:49.273	111.582

Supersport

### Race Classification

#### **21** 70 Victor GILMORE

Total Time **24:16.270** Avg Speed **110.487** Behind **1:20.312**  
Best Time **4:47.580** Best Speed **112.239** On **4** Gp **b**

Lap	Elapsed Time	Lap Time	Lap Speed
1	4:58.631	4:58.631	106.446
2	9:49.196	4:50.565	111.086
3	14:38.510	4:49.314	111.566
4	19:26.090	4:47.580	112.239
5	24:16.270	4:50.180	111.233

#### **22** 35 Trevor FERGUSON

Total Time **24:16.762** Avg Speed **110.449** Behind **1:20.804**  
Best Time **4:49.107** Best Speed **111.646** On **5** Gp **b**

Lap	Elapsed Time	Lap Time	Lap Speed
1	4:52.528	4:52.528	108.667
2	9:42.416	4:49.888	111.345
3	14:35.975	4:53.559	109.953
4	19:27.655	4:51.680	110.661
5	24:16.762	4:49.107	111.646

#### **23** 63 Mark LUNNEY

Total Time **24:17.913** Avg Speed **110.362** Behind **1:21.955**  
Best Time **4:50.641** Best Speed **111.057** On **5** Gp **b**

Lap	Elapsed Time	Lap Time	Lap Speed
1	4:49.173	4:49.173	109.927
2	9:41.010	4:51.837	110.601
3	14:35.707	4:54.697	109.528
4	19:27.272	4:51.565	110.705
5	24:17.913	4:50.641	111.057

#### **24** 102 Tim POOLE

Total Time **24:20.088** Avg Speed **110.198** Behind **1:24.130**  
Best Time **4:50.652** Best Speed **111.052** On **4** Gp **c**

Lap	Elapsed Time	Lap Time	Lap Speed
1	4:50.498	4:50.498	109.426
2	9:44.814	4:54.316	109.670
3	14:37.325	4:52.511	110.347
4	19:27.977	4:50.652	111.052
5	24:20.088	4:52.111	110.498

# KENNEDY International NORTH WEST 200



## SUPERSPORT

### Race 6- Ballymoney Borough Council Supersport Race

Saturday, 12 May 2007

## DETAILED RESULT

Supersport

### Race Classification

**25** 91 Andrew NEILL

Total Time **24:22.817** Avg Speed **109.992** Behind **1:26.859**  
Best Time **4:49.682** Best Speed **111.424** On **4** Gp **b**

Lap	Elapsed Time	Lap Time	Lap Speed
1	4:52.099	4:52.099	108.826
2	9:46.858	4:54.759	109.505
3	14:40.880	4:54.022	109.780
4	19:30.562	4:49.682	111.424
5	24:22.817	4:52.255	110.443

**26** 99 David MULLIGAN

Total Time **24:23.767** Avg Speed **109.921** Behind **1:27.809**  
Best Time **4:48.604** Best Speed **111.840** On **5** Gp **b**

Lap	Elapsed Time	Lap Time	Lap Speed
1	4:54.088	4:54.088	108.090
2	9:49.912	4:55.824	109.111
3	14:43.382	4:53.470	109.986
4	19:35.163	4:51.781	110.623
5	24:23.767	4:48.604	111.840

**27** 56 Stephen OATES

Total Time **24:25.781** Avg Speed **109.770** Behind **1:29.823**  
Best Time **4:51.071** Best Speed **110.893** On **2** Gp **b**

Lap	Elapsed Time	Lap Time	Lap Speed
1	4:50.395	4:50.395	109.465
2	9:41.466	4:51.071	110.893
3	14:40.295	4:58.829	108.014
4	19:33.372	4:53.077	110.134
5	24:25.781	4:52.409	110.385

**28** 100 James REDPATH

Total Time **24:30.348** Avg Speed **109.429** Behind **1:34.390**  
Best Time **4:53.225** Best Speed **110.078** On **2** Gp **b**

Lap	Elapsed Time	Lap Time	Lap Speed
1	4:51.013	4:51.013	109.232
2	9:44.238	4:53.225	110.078
3	14:39.451	4:55.213	109.337
4	19:33.624	4:54.173	109.723
5	24:30.348	4:56.724	108.780

Supersport

### Race Classification

**29** 58 Maurice HOGG

Total Time **24:50.295** Avg Speed **107.964** Behind **1:54.337**  
Best Time **4:56.495** Best Speed **108.864** On **5** Gp **c**

Lap	Elapsed Time	Lap Time	Lap Speed
1	4:57.484	4:57.484	106.856
2	9:57.476	4:59.992	107.595
3	14:56.461	4:58.985	107.957
4	19:53.800	4:57.339	108.555
5	24:50.295	4:56.495	108.864

**30** 88 Alan OVERSBY

Total Time **24:50.800** Avg Speed **107.928** Behind **1:54.842**  
Best Time **4:56.432** Best Speed **108.887** On **5** Gp **c**

Lap	Elapsed Time	Lap Time	Lap Speed
1	4:55.399	4:55.399	107.610
2	9:53.652	4:58.253	108.222
3	14:55.317	5:01.665	106.998
4	19:54.368	4:59.051	107.933
5	24:50.800	4:56.432	108.887

**31** 75 Paul GARTLAND

Total Time **24:52.436** Avg Speed **107.809** Behind **1:56.478**  
Best Time **4:56.952** Best Speed **108.696** On **5** Gp **c**

Lap	Elapsed Time	Lap Time	Lap Speed
1	4:58.350	4:58.350	106.546
2	9:58.022	4:59.672	107.710
3	14:57.228	4:59.206	107.878
4	19:55.484	4:58.256	108.221
5	24:52.436	4:56.952	108.696

**32** 92 Wayne KENNEDY

Total Time **24:52.823** Avg Speed **107.781** Behind **1:56.865**  
Best Time **4:57.902** Best Speed **108.350** On **4** Gp **c**

Lap	Elapsed Time	Lap Time	Lap Speed
1	4:57.810	4:57.810	106.739
2	9:58.441	5:00.631	107.366
3	14:56.717	4:58.276	108.214
4	19:54.619	4:57.902	108.350
5	24:52.823	4:58.204	108.240



# KENNEDY International NORTH WEST 200



## SUPERSPORT

### Race 6- Ballymoney Borough Council Supersport Race

Saturday, 12 May 2007

## DETAILED RESULT

Supersport

### Race Classification

**33** 31 Paul CRANSTON

Total Time **24:58.771** Avg Speed **107.354** Behind **2:02.813**  
Best Time **4:59.100** Best Speed **107.916** On **3** Gp **c**

Lap	Elapsed Time	Lap Time	Lap Speed
1	4:58.000	4:57.1000	106.671
2	10:01.407	5:03.407	106.384
3	15:00.507	4:59.100	107.916
4	19:59.630	4:59.123	107.907
5	24:58.771	4:59.141	107.901

**34** 96 Daniel JANSEN

Total Time **24:59.935** Avg Speed **107.270** Behind **2:03.977**  
Best Time **4:58.343** Best Speed **108.190** On **5** Gp **b**

Lap	Elapsed Time	Lap Time	Lap Speed
1	5:00.888	5:00.888	105.647
2	10:01.211	5:00.323	107.476
3	15:01.911	5:00.700	107.342
4	20:01.592	4:59.681	107.707
5	24:59.935	4:58.343	108.190

**35** 54 Steve HENEGHAN

Total Time **25:00.199** Avg Speed **107.251** Behind **2:04.241**  
Best Time **4:58.193** Best Speed **108.244** On **5** Gp **b**

Lap	Elapsed Time	Lap Time	Lap Speed
1	4:55.987	4:55.987	107.397
2	9:56.732	5:00.745	107.325
3	15:00.254	5:03.522	106.344
4	20:02.006	5:01.752	106.967
5	25:00.199	4:58.193	108.244

**36** 95 Phil HARVEY

Total Time **25:04.974** Avg Speed **106.911** Behind **2:09.016**  
Best Time **4:58.614** Best Speed **108.091** On **5** Gp **c**

Lap	Elapsed Time	Lap Time	Lap Speed
1	5:02.747	5:02.747	104.999
2	10:04.024	5:01.277	107.136
3	15:05.101	5:01.077	107.207
4	20:06.360	5:01.259	107.142
5	25:04.974	4:58.614	108.091

Supersport

### Race Classification

**37** 26 Dennis BOOTH

Total Time **25:05.556** Avg Speed **106.870** Behind **2:09.598**  
Best Time **4:58.353** Best Speed **108.186** On **5** Gp **c**

Lap	Elapsed Time	Lap Time	Lap Speed
1	5:01.879	5:01.879	105.300
2	10:03.834	5:01.955	106.895
3	15:06.455	5:02.621	106.660
4	20:07.203	5:00.748	107.324
5	25:05.556	4:58.353	108.186

**38** 53 Rob BARBER

Total Time **25:05.898** Avg Speed **106.845** Behind **2:09.940**  
Best Time **4:58.419** Best Speed **108.162** On **5** Gp **c**

Lap	Elapsed Time	Lap Time	Lap Speed
1	5:03.182	5:03.182	104.848
2	10:06.014	5:02.832	106.586
3	15:07.823	5:01.809	106.947
4	20:07.479	4:59.656	107.716
5	25:05.898	4:58.419	108.162

**39** 43 Keith COSTELLO

Total Time **25:11.625** Avg Speed **106.441** Behind **2:15.667**  
Best Time **5:01.390** Best Speed **107.096** On **2** Gp **c**

Lap	Elapsed Time	Lap Time	Lap Speed
1	5:03.941	5:03.941	104.586
2	10:05.331	5:01.390	107.096
3	15:07.479	5:02.148	106.827
4	20:09.316	5:01.837	106.937
5	25:11.625	5:02.309	106.770

**40** 74 Glenn WALKER

Total Time **25:11.932** Avg Speed **106.419** Behind **2:15.974**  
Best Time **4:59.602** Best Speed **107.735** On **5** Gp **c**

Lap	Elapsed Time	Lap Time	Lap Speed
1	5:06.337	5:06.337	103.768
2	10:09.351	5:03.014	106.522
3	15:11.589	5:02.238	106.795
4	20:12.330	5:00.741	107.327
5	25:11.932	4:59.602	107.735

# KENNEDY International NORTH WEST 200



## SUPERSPORT

### Race 6- Ballymoney Borough Council Supersport Race

Saturday, 12 May 2007

## DETAILED RESULT

Supersport

### Race Classification

#### **41** 90 Anthony McCOLGAN

Total Time **25:20.555** Avg Speed **105.816** Behind **2:24.597**  
Best Time **5:03.839** Best Speed **106.233** On **2** Gp **b**

Lap	Elapsed Time	Lap Time	Lap Speed
1	5:01.374	5:01.374	105.477
2	10:05.213	5:03.839	106.233
3	15:10.527	5:05.314	105.719
4	20:14.792	5:04.265	106.084
5	25:20.555	5:05.763	105.564

#### **42** 51 Paul LENNON

Total Time **25:27.856** Avg Speed **105.310** Behind **2:31.898**  
Best Time **5:03.316** Best Speed **106.416** On **5** Gp **c**

Lap	Elapsed Time	Lap Time	Lap Speed
1	5:08.728	5:08.728	102.964
2	10:14.339	5:05.611	105.617
3	15:20.251	5:05.912	105.513
4	20:24.540	5:04.289	106.075
5	25:27.856	5:03.316	106.416

#### **43** 65 Kevin STROWGER

Total Time **25:28.100** Avg Speed **105.293** Behind **2:32.142**  
Best Time **5:04.284** Best Speed **106.077** On **2** Gp **c**

Lap	Elapsed Time	Lap Time	Lap Speed
1	5:05.396	5:05.396	104.088
2	10:09.680	5:04.284	106.077
3	15:15.898	5:06.218	105.407
4	20:21.002	5:05.104	105.792
5	25:28.100	5:07.098	105.105

#### **44** 50 James BRESLIN

Total Time **25:28.383** Avg Speed **105.274** Behind **2:32.425**  
Best Time **5:04.478** Best Speed **106.010** On **3** Gp **c**

Lap	Elapsed Time	Lap Time	Lap Speed
1	5:05.155	5:05.155	104.170
2	10:10.960	5:05.805	105.550
3	15:15.438	5:04.478	106.010
4	20:20.704	5:05.266	105.736
5	25:28.383	5:07.679	104.907

Supersport

### Race Classification

#### **45** 60 Johnny McCAY

Total Time **25:39.377** Avg Speed **104.522** Behind **2:43.419**  
Best Time **5:06.788** Best Speed **105.211** On **5** Gp **c**

Lap	Elapsed Time	Lap Time	Lap Speed
1	5:08.941	5:08.941	102.893
2	10:16.838	5:07.897	104.832
3	15:25.085	5:08.247	104.713
4	20:32.589	5:07.504	104.966
5	25:39.377	5:06.788	105.211

#### **46** 80 Phill ARCHER

Total Time **25:40.270** Avg Speed **104.461** Behind **2:44.312**  
Best Time **5:06.960** Best Speed **105.152** On **4** Gp **c**

Lap	Elapsed Time	Lap Time	Lap Speed
1	5:09.852	5:09.852	102.591
2	10:18.520	5:08.668	104.571
3	15:25.959	5:07.439	104.989
4	20:32.919	5:06.960	105.152
5	25:40.270	5:07.351	105.019

#### **47** 76 Richard THERSBY

Total Time **25:41.393** Avg Speed **104.385** Behind **2:45.435**  
Best Time **4:59.972** Best Speed **107.602** On **5** Gp **c**

Lap	Elapsed Time	Lap Time	Lap Speed
1	5:33.266	5:33.266	95.383
2	10:38.346	5:05.080	105.800
3	15:40.670	5:02.324	106.765
4	20:41.421	5:00.751	107.323
5	25:41.393	4:59.972	107.602

#### **48** 67 Herbie RONAN

Total Time **25:49.666** Avg Speed **103.828** Behind **2:53.708**  
Best Time **5:08.059** Best Speed **104.777** On **3** Gp **c**

Lap	Elapsed Time	Lap Time	Lap Speed
1	5:13.445	5:13.445	101.415
2	10:22.887	5:09.442	104.309
3	15:30.946	5:08.059	104.777
4	20:41.052	5:10.106	104.086
5	25:49.666	5:08.614	104.589

# KENNEDY International NORTH WEST 200



## SUPERSPORT

### Race 6- Ballymoney Borough Council Supersport Race

Saturday, 12 May 2007

## DETAILED RESULT

Supersport

### Race Classification

#### **49** 62 Ricky IANSON

Total Time **25:58.654** Avg Speed **103.229** Behind **3:02.696**  
Best Time **5:10.481** Best Speed **103.960** On **5** Gp **c**

Lap	Elapsed Time	Lap Time	Lap Speed
1	5:12.941	5:12.941	101.578
2	10:26.224	5:13.283	103.030
3	15:37.490	5:11.266	103.698
4	20:48.173	5:10.683	103.892
5	25:58.654	5:10.481	103.960

#### **50** 69 Dave WOOLAMS

Total Time **26:16.176** Avg Speed **102.081** Behind **3:20.218**  
Best Time **5:13.923** Best Speed **102.820** On **5** Gp **c**

Lap	Elapsed Time	Lap Time	Lap Speed
1	5:16.921	5:16.921	100.303
2	10:31.299	5:14.378	102.671
3	15:46.615	5:15.316	102.366
4	21:02.253	5:15.638	102.261
5	26:16.176	5:13.923	102.820

### Not Classified

#### **DNF** 61 Phil STEWART

Total Time **19:03.040** Avg Speed **112.525** Behind **1 Lap**  
Best Time **4:45.933** Best Speed **112.885** On **4** Gp **b**

Lap	Elapsed Time	Lap Time	Lap Speed
1	4:43.085	4:43.085	112.291
2	9:30.690	4:47.605	112.229
3	14:17.107	4:46.417	112.694
4	19:03.040	4:45.933	112.885

#### **DNF** 24 Keith AMOR

Total Time **13:51.686** Avg Speed **115.841** Behind **2 Laps**  
Best Time **4:38.048** Best Speed **116.086** On **3** Gp **a**

Lap	Elapsed Time	Lap Time	Lap Speed
1	4:35.296	4:35.296	115.468
2	9:13.638	4:38.342	115.964
3	13:51.686	4:38.048	116.086

#### **DNF** 20 Denver ROBB

Total Time **14:30.427** Avg Speed **110.685** Behind **38.741**  
Best Time **4:47.948** Best Speed **112.095** On **2** Gp **a**

Lap	Elapsed Time	Lap Time	Lap Speed
1	4:44.134	4:44.134	111.877
2	9:32.082	4:47.948	112.095
3	14:30.427	4:58.345	108.189

Supersport

### Not Classified

#### **DNF** 15 Anita BUXTON

Total Time **16:04.330** Avg Speed **99.907** Behind **2:12.644**  
Best Time **5:18.252** Best Speed **101.422** On **2** Gp **c**

Lap	Elapsed Time	Lap Time	Lap Speed
1	5:20.853	5:20.853	99.073
2	10:39.105	5:18.252	101.422
3	16:04.330	5:25.225	99.247

#### **DNF** 25 Chris PALMER

Total Time **9:33.265** Avg Speed **111.756** Behind **3 Laps**  
Best Time **4:48.794** Best Speed **111.767** On **2** Gp **a**

Lap	Elapsed Time	Lap Time	Lap Speed
1	4:44.471	4:44.471	111.744
2	9:33.265	4:48.794	111.767

#### **DNF** 81 Chris McGAHAN

Total Time **10:42.278** Avg Speed **99.747** Behind **1:09.013**  
Best Time **5:40.217** Best Speed **94.874** On **2** Gp **c**

Lap	Elapsed Time	Lap Time	Lap Speed
1	5:02.061	5:02.061	105.237
2	10:42.278	5:40.217	94.874

#### **DNF** 71 Davy MORGAN

Total Time **5:16.244** Avg Speed **100.517** Behind **4 Laps**  
Best Time **5:16.244** Best Speed **100.517** On **1** Gp **b**

Lap	Elapsed Time	Lap Time	Lap Speed
1	5:16.244	5:16.244	100.517

# KENNEDY International NORTH WEST 200

## SUPERSPORT

### Race 6- Ballymoney Borough Council Supersport Race

## LAP CHART



1					1					2				
No	Name	G	Elapsed Time	Lap Time	No	Name	G	Elapsed Time	Lap Time	No	Name	G	Elapsed Time	Lap Time
5	Bruce ANSTEY	a	4:32.170	4:32.170	60	Johnny McCAY	c	5:08.941	5:08.941	101	Steve PLATER	a	9:10.188	4:36.813
101	Steve PLATER	a	4:33.375	4:33.375	80	Phill ARCHER	c	5:09.852	5:09.852	4	John McGUINNESS	a	9:10.495	4:36.234
4	John McGUINNESS	a	4:34.261	4:34.261	62	Ricky IANSON	c	5:12.941	5:12.941	5	Bruce ANSTEY	a	9:10.969	4:38.799
24	Keith AMOR	a	4:35.296	4:35.296	67	Herbie RONAN	c	5:13.445	5:13.445	6	Ian LOUGHER	a	9:13.196	4:37.505
6	Ian LOUGHER	a	4:35.691	4:35.691	71	Davy MORGAN	b	5:16.244	5:16.244	24	Keith AMOR	a	9:13.638	4:38.342
11	Stuart EASTON	a	4:36.469	4:36.469	69	Dave WOOLAMS	c	5:16.921	5:16.921	3	Michael RUTTER	a	9:14.127	4:35.984
1	Ian HUTCHINSON	a	4:37.999	4:37.999	15	Anita BUXTON	c	5:20.853	5:20.853	1	Ian HUTCHINSON	a	9:15.616	4:37.617
3	Michael RUTTER	a	4:38.143	4:38.143	76	Richard THERSBY	c	5:33.266	5:33.266	11	Stuart EASTON	a	9:15.852	4:39.383
22	Nigel BEATTIE	a	4:38.927	4:38.927						8	Guy MARTIN	a	9:18.975	4:39.892
8	Guy MARTIN	a	4:39.083	4:39.083						22	Nigel BEATTIE	a	9:19.353	4:40.426
9	Alastair SEELEY	a	4:39.902	4:39.902						9	Alastair SEELEY	a	9:21.309	4:41.407
46	Adrian McFARLAND	a	4:42.385	4:42.385						49	Conor CUMMINS	a	9:23.066	4:39.962
2	Adrian ARCHIBALD	a	4:42.598	4:42.598						2	Adrian ARCHIBALD	a	9:24.720	4:42.122
61	Phil STEWART	b	4:43.085	4:43.085						46	Adrian McFARLAND	a	9:26.155	4:43.770
49	Conor CUMMINS	a	4:43.104	4:43.104						14	Jimmy MOORE	a	9:27.165	4:42.407
36	Christian ELKIN	b	4:43.612	4:43.612						36	Christian ELKIN	b	9:30.425	4:46.813
20	Denver ROBB	a	4:44.134	4:44.134						61	Phil STEWART	b	9:30.690	4:47.605
25	Chris PALMER	a	4:44.471	4:44.471						20	Denver ROBB	a	9:32.082	4:47.948
14	Jimmy MOORE	a	4:44.758	4:44.758						78	John WALSH	a	9:32.422	4:46.123
115	Roger MAHER	b	4:45.393	4:45.393						44	Barry DAVIDSON	a	9:32.970	4:47.374
44	Barry DAVIDSON	a	4:45.596	4:45.596						34	James McBRIDE	b	9:33.159	4:47.403
34	James McBRIDE	b	4:45.756	4:45.756						25	Chris PALMER	a	9:33.265	4:48.794
78	John WALSH	a	4:46.299	4:46.299						115	Roger MAHER	b	9:35.060	4:49.667
39	Stefano BONETTI	b	4:48.587	4:48.587						63	Mark LUNNEY	b	9:41.010	4:51.837
63	Mark LUNNEY	b	4:49.173	4:49.173						56	Stephen OATES	b	9:41.466	4:51.071
56	Stephen OATES	b	4:50.395	4:50.395						39	Stefano BONETTI	b	9:42.160	4:53.573
102	Tim POOLE	c	4:50.498	4:50.498						35	Trevor FERGUSON	b	9:42.416	4:49.888
100	James REDPATH	b	4:51.013	4:51.013						100	James REDPATH	b	9:44.238	4:53.225
91	Andrew NEILL	b	4:52.099	4:52.099						102	Tim POOLE	c	9:44.814	4:54.316
35	Trevor FERGUSON	b	4:52.528	4:52.528						91	Andrew NEILL	b	9:46.858	4:54.759
99	David MULLIGAN	b	4:54.088	4:54.088						70	Victor GILMORE	b	9:49.196	4:50.565
88	Alan OVERSBY	c	4:55.399	4:55.399						99	David MULLIGAN	b	9:49.912	4:55.824
54	Steve HENEGHAN	b	4:55.987	4:55.987						88	Alan OVERSBY	c	9:53.652	4:58.253
58	Maurice HOGG	c	4:57.484	4:57.484						54	Steve HENEGHAN	b	9:56.732	5:00.745
92	Wayne KENNEDY	c	4:57.810	4:57.810						58	Maurice HOGG	c	9:57.476	4:59.992
31	Paul CRANSTON	c	4:58.000	4:57.100						75	Paul GARTLAND	c	9:58.022	4:59.672
75	Paul GARTLAND	c	4:58.350	4:58.350						92	Wayne KENNEDY	c	9:58.441	5:00.631
70	Victor GILMORE	b	4:58.631	4:58.631						96	Daniel JANSEN	b	10:01.211	5:00.323
96	Daniel JANSEN	b	5:00.888	5:00.888						31	Paul CRANSTON	c	10:01.407	5:03.407
90	Anthony McCOLGAN	b	5:01.374	5:01.374						26	Dennis BOOTH	c	10:03.834	5:01.955
26	Dennis BOOTH	c	5:01.879	5:01.879						95	Phil HARVEY	c	10:04.024	5:01.277
81	Chris McGAHAN	c	5:02.061	5:02.061						90	Anthony McCOLGAN	b	10:05.213	5:03.839
95	Phil HARVEY	c	5:02.747	5:02.747						43	Keith COSTELLO	c	10:05.331	5:01.390
53	Rob BARBER	c	5:03.182	5:03.182						53	Rob BARBER	c	10:06.014	5:02.832
43	Keith COSTELLO	c	5:03.941	5:03.941						74	Glenn WALKER	c	10:09.351	5:03.014
50	James BRESLIN	c	5:05.155	5:05.155						65	Kevin STROWGER	c	10:09.680	5:04.284
65	Kevin STROWGER	c	5:05.396	5:05.396						50	James BRESLIN	c	10:10.960	5:05.805
74	Glenn WALKER	c	5:06.337	5:06.337						51	Paul LENNON	c	10:14.339	5:05.611
51	Paul LENNON	c	5:08.728	5:08.728						60	Johnny McCAY	c	10:16.838	5:07.897

# KENNEDY International NORTH WEST 200

## SUPERSPORT

### Race 6- Ballymoney Borough Council Supersport Race

## LAP CHART

**2**

No	Name	G	Elapsed Time	Lap Time
80	Phill ARCHER	c	10:18.520	5:08.668
67	Herbie RONAN	c	10:22.887	5:09.442
62	Ricky IANSON	c	10:26.224	5:13.283
69	Dave WOOLAMS	c	10:31.299	5:14.378
76	Richard THERSBY	c	10:38.346	5:05.080
15	Anita BUXTON	c	10:39.105	5:18.252
81	Chris McGAHAN	c	10:42.278	5:40.217

**3**

No	Name	G	Elapsed Time	Lap Time
101	Steve PLATER	a	13:47.162	4:36.974
4	John McGUINNESS	a	13:47.400	4:36.905
5	Bruce ANSTEY	a	13:47.761	4:36.792
3	Michael RUTTER	a	13:49.617	4:35.490
6	Ian LOUGHER	a	13:50.317	4:37.121
24	Keith AMOR	a	13:51.686	4:38.048
1	Ian HUTCHINSON	a	13:53.291	4:37.675
11	Stuart EASTON	a	13:53.506	4:37.654
8	Guy MARTIN	a	13:58.459	4:39.484
22	Nigel BEATTIE	a	13:59.538	4:40.185
49	Conor CUMMINS	a	14:00.856	4:37.790
9	Alastair SEELEY	a	14:02.408	4:41.099
14	Jimmy MOORE	a	14:09.289	4:42.124
2	Adrian ARCHIBALD	a	14:09.829	4:45.109
46	Adrian McFARLAND	a	14:10.888	4:44.733
36	Christian ELKIN	b	14:16.629	4:46.204
61	Phil STEWART	b	14:17.107	4:46.417
34	James McBRIDE	b	14:20.388	4:47.229
78	John WALSH	a	14:22.380	4:49.958
44	Barry DAVIDSON	a	14:22.621	4:49.651
115	Roger MAHER	b	14:27.053	4:51.993
20	Denver ROBB	a	14:30.427	4:58.345
39	Stefano BONETTI	b	14:35.145	4:52.985
63	Mark LUNNEY	b	14:35.707	4:54.697
35	Trevor FERGUSON	b	14:35.975	4:53.559
102	Tim POOLE	c	14:37.325	4:52.511
70	Victor GILMORE	b	14:38.510	4:49.314
100	James REDPATH	b	14:39.451	4:55.213
56	Stephen OATES	b	14:40.295	4:58.829
91	Andrew NEILL	b	14:40.880	4:54.022
99	David MULLIGAN	b	14:43.382	4:53.470
88	Alan OVERSBY	c	14:55.317	5:01.665
58	Maurice HOGG	c	14:56.461	4:58.985
92	Wayne KENNEDY	c	14:56.717	4:58.276
75	Paul GARTLAND	c	14:57.228	4:59.206
54	Steve HENEZHAN	b	15:00.254	5:03.522
31	Paul CRANSTON	c	15:00.507	4:59.100
96	Daniel JANSEN	b	15:01.911	5:00.700
95	Phil HARVEY	c	15:05.101	5:01.077
26	Dennis BOOTH	c	15:06.455	5:02.621
43	Keith COSTELLO	c	15:07.479	5:02.148
53	Rob BARBER	c	15:07.823	5:01.809
90	Anthony McCOLGAN	b	15:10.527	5:05.314
74	Glenn WALKER	c	15:11.589	5:02.238
50	James BRESLIN	c	15:15.438	5:04.478
65	Kevin STROWGER	c	15:15.898	5:06.218
51	Paul LENNON	c	15:20.251	5:05.912
60	Johnny McCAY	c	15:25.085	5:08.247
80	Phill ARCHER	c	15:25.959	5:07.439

**3**

No	Name	G	Elapsed Time	Lap Time
67	Herbie RONAN	c	15:30.946	5:08.059
62	Ricky IANSON	c	15:37.490	5:11.266
76	Richard THERSBY	c	15:40.670	5:02.324
69	Dave WOOLAMS	c	15:46.615	5:15.316
15	Anita BUXTON	c	16:04.330	5:25.225



# KENNEDY International NORTH WEST 200

## SUPERSPORT

### Race 6- Ballymoney Borough Council Supersport Race

## LAP CHART



4					4					5				
No	Name	G	Elapsed Time	Lap Time	No	Name	G	Elapsed Time	Lap Time	No	Name	G	Elapsed Time	Lap Time
101	Steve PLATER	a	18:22.296	4:35.134	62	Ricky IANSON	c	20:48.173	5:10.683	5	Bruce ANSTEY	a	22:55.958	4:33.352
5	Bruce ANSTEY	a	18:22.606	4:34.845	69	Dave WOOLAMS	c	21:02.253	5:15.638	4	John McGUINNESS	a	22:57.229	4:34.128
4	John McGUINNESS	a	18:23.101	4:35.701						3	Michael RUTTER	a	22:57.487	4:33.844
3	Michael RUTTER	a	18:23.643	4:34.026						101	Steve PLATER	a	22:58.376	4:36.080
6	Ian LOUGHER	a	18:24.800	4:34.483						6	Ian LOUGHER	a	23:01.858	4:37.058
11	Stuart EASTON	a	18:31.963	4:38.457						1	Ian HUTCHINSON	a	23:12.677	4:40.144
1	Ian HUTCHINSON	a	18:32.533	4:39.242						11	Stuart EASTON	a	23:13.483	4:41.520
8	Guy MARTIN	a	18:37.671	4:39.212						8	Guy MARTIN	a	23:16.031	4:38.360
49	Conor CUMMINS	a	18:38.106	4:37.250						49	Conor CUMMINS	a	23:17.439	4:39.333
22	Nigel BEATTIE	a	18:38.970	4:39.432						22	Nigel BEATTIE	a	23:20.317	4:41.347
9	Alastair SEELEY	a	18:44.307	4:41.899						9	Alastair SEELEY	a	23:27.677	4:43.370
14	Jimmy MOORE	a	18:51.788	4:42.499						14	Jimmy MOORE	a	23:35.005	4:43.217
2	Adrian ARCHIBALD	a	18:53.423	4:43.594						46	Adrian McFARLAND	a	23:38.000	4:43.592
46	Adrian McFARLAND	a	18:54.408	4:43.520						2	Adrian ARCHIBALD	a	23:38.158	4:44.735
36	Christian ELKIN	b	19:01.506	4:44.877						36	Christian ELKIN	b	23:47.349	4:45.843
61	Phil STEWART	b	19:03.040	4:45.933						78	John WALSH	a	23:59.479	4:48.493
78	John WALSH	a	19:10.986	4:48.606						44	Barry DAVIDSON	a	23:59.664	4:48.194
34	James McBRIDE	b	19:11.075	4:50.687						34	James McBRIDE	b	24:01.071	4:49.996
44	Barry DAVIDSON	a	19:11.470	4:48.849						115	Roger MAHER	b	24:10.045	4:51.659
115	Roger MAHER	b	19:18.386	4:51.333						39	Stefano BONETTI	b	24:16.170	4:49.273
70	Victor GILMORE	b	19:26.090	4:47.580						70	Victor GILMORE	b	24:16.270	4:50.180
39	Stefano BONETTI	b	19:26.897	4:51.752						35	Trevor FERGUSON	b	24:16.762	4:49.107
63	Mark LUNNEY	b	19:27.272	4:51.565						63	Mark LUNNEY	b	24:17.913	4:50.641
35	Trevor FERGUSON	b	19:27.655	4:51.680						102	Tim POOLE	c	24:20.088	4:52.111
102	Tim POOLE	c	19:27.977	4:50.652						91	Andrew NEILL	b	24:22.817	4:52.255
91	Andrew NEILL	b	19:30.562	4:49.682						99	David MULLIGAN	b	24:23.767	4:48.604
56	Stephen OATES	b	19:33.372	4:53.077						56	Stephen OATES	b	24:25.781	4:52.409
100	James REDPATH	b	19:33.624	4:54.173						100	James REDPATH	b	24:30.348	4:56.724
99	David MULLIGAN	b	19:35.163	4:51.781						58	Maurice HOGG	c	24:50.295	4:56.495
58	Maurice HOGG	c	19:53.800	4:57.339						88	Alan OVERSBY	c	24:50.800	4:56.432
88	Alan OVERSBY	c	19:54.368	4:59.051						75	Paul GARTLAND	c	24:52.436	4:56.952
92	Wayne KENNEDY	c	19:54.619	4:57.902						92	Wayne KENNEDY	c	24:52.823	4:58.204
75	Paul GARTLAND	c	19:55.484	4:58.256						31	Paul CRANSTON	c	24:58.771	4:59.141
31	Paul CRANSTON	c	19:59.630	4:59.123						96	Daniel JANSEN	b	24:59.935	4:58.343
96	Daniel JANSEN	b	20:01.592	4:59.681						54	Steve HENEGHAN	b	25:00.199	4:58.193
54	Steve HENEGHAN	b	20:02.006	5:01.752						95	Phil HARVEY	c	25:04.974	4:58.614
95	Phil HARVEY	c	20:06.360	5:01.259						26	Dennis BOOTH	c	25:05.556	4:58.353
26	Dennis BOOTH	c	20:07.203	5:00.748						53	Rob BARBER	c	25:05.898	4:58.419
53	Rob BARBER	c	20:07.479	4:59.656						43	Keith COSTELLO	c	25:11.625	5:02.309
43	Keith COSTELLO	c	20:09.316	5:01.837						74	Glenn WALKER	c	25:11.932	4:59.602
74	Glenn WALKER	c	20:12.330	5:00.741						90	Anthony McCOLGAN	b	25:20.555	5:05.763
90	Anthony McCOLGAN	b	20:14.792	5:04.265						51	Paul LENNON	c	25:27.856	5:03.316
50	James BRESLIN	c	20:20.704	5:05.266						65	Kevin STROWGER	c	25:28.100	5:07.098
65	Kevin STROWGER	c	20:21.002	5:05.104						50	James BRESLIN	c	25:28.383	5:07.679
51	Paul LENNON	c	20:24.540	5:04.289						60	Johnny McCAY	c	25:39.377	5:06.788
60	Johnny McCAY	c	20:32.589	5:07.504						80	Phill ARCHER	c	25:40.270	5:07.351
80	Phill ARCHER	c	20:32.919	5:06.960						76	Richard THERSBY	c	25:41.393	4:59.972
67	Herbie RONAN	c	20:41.052	5:10.106						67	Herbie RONAN	c	25:49.666	5:08.614
76	Richard THERSBY	c	20:41.421	5:00.751						62	Ricky IANSON	c	25:58.654	5:10.481

# KENNEDY International NORTH WEST 200

## SUPERSPORT

### Race 6- Ballymoney Borough Council Supersport Race

## LAP CHART



5

No	Name	G	Elapsed Time	Lap Time
69	Dave WOOLAMS	c	26:16.176	5:13.923

