



**TUESDAY 8<sup>th</sup> – SATURDAY 12<sup>th</sup> MAY 2007**

**promoted by  
Coleraine & District Motor Club  
[www.northwest200.org](http://www.northwest200.org)**

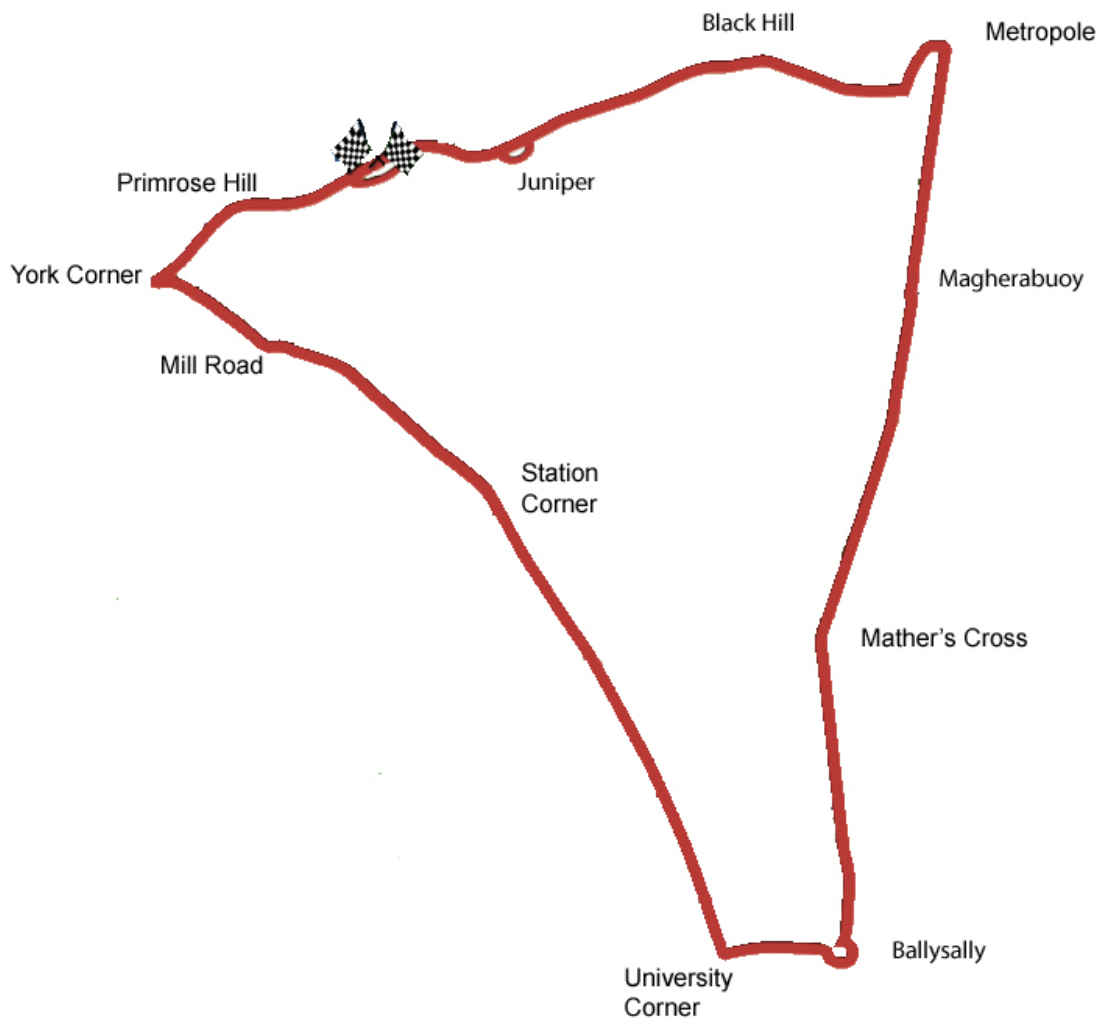


# **SUPERBIKE RACE**



# The Triangle Circuit

8.966 miles



## LAP RECORDS

Class	Rider	Machine	m	s	mph	Year
125cc	Robert Dunlop	Honda	5	12.909	103.153	2006
250cc	Callum Ramsay	Honda	4	43.35	113.914	1998
Supersport 400	John McGuinness	Honda	5	13.190	103.061	2004
Supersport 600	Ian Hutchinson	Kawasaki	4	36.158	116.881	2006
Superstock	Ian Hutchinson	Kawasaki	4	28.661	120.142	2006
Superbike	Steve Plater	Honda	4	20.074	124.109	2006

# KENNEDY International NORTH WEST 200

## SUPERBIKE / SUPERSTOCK

### Qualifying Session One

Tuesday, 08 May 2007



### Superbike

Qualifying Time


5:18.894

Qualifying Speed

101.217

Pos	Class	No	Name	Machine / Sponsor	Time	Best Lap Time	Best Lap Speed	On	Total Laps	Qualifying Laps
Qualifying Classification										
1	NWSBK	3	Michael RUTTER	Kawasaki - Isilon MSS Discovery Kawasaki	4:29.247	0.355	119.881	7	7	6
2	NWSBK	8	Guy MARTIN	Honda - Hydrex Honda	4:30.801	1.554	119.193	6	8	7
3	NWSBK	4	John McGUINNESS	Honda - HM Plant Honda	4:31.161	1.914	119.035	4	7	6
4	NWSBK	1	Steve PLATER	Yamaha - AIM Racing	4:32.779	3.532	118.329	4	7	6
5	NWSBK	52	Ryan RAINEY	Yamaha - IFS Global Logistics	4:33.480	4.233	118.025	6	7	5
6	NWSBK	2	Adrian ARCHIBALD	Suzuki - Relentless Suzuki by TAS Racing	4:35.387	6.140	117.208	4	5	3
7	NWSBK	7	Ian LOUGHER	Honda - Stobart Motorsport	4:35.960	6.713	116.965	4	7	5
8	NWSBK	17	Stuart EASTON	Kawasaki - Isilon MSS Discovery Kawasaki	4:36.043	6.796	116.930	5	6	4
9	NWSBK	24	Keith AMOR	Honda - Robinson Concrete/Uel Duncan Racing	4:37.392	8.145	116.361	6	7	5
10	NWSBK	49	Conor CUMMINS	Yamaha - JMF Team Millsport Racing	4:38.594	9.347	115.859	3	3	2
11	NWSBK	9	Ryan FARQUHAR	Honda - Mark Johns Motors	4:39.227	9.980	115.596	5	6	4
12	NWSBK	23	Paul HUNT	Yamaha - Sloppy Racing	4:39.977	10.730	115.287	5	6	4
13	NWSBK	93	Callum RAMSAY	Yamaha - Dyer Crossgills Racing	4:42.728	13.481	114.165	5	6	4
14	NWSBK	45	Martin FINNEGAN	Honda - Round Tower Racing	4:43.196	13.949	113.976	4	5	3
15	NWSBK	87	John BARTON	Honda - Marks Bloom Racing	4:43.491	14.244	113.858	7	8	7
16	NWSBK	25	Stephen THOMPSON	Suzuki - T&R Motorsport	4:43.691	14.444	113.777	2	3	2
17	NWSBK	50	Paul CRANSTON	Honda - P&J	4:43.806	14.559	113.731	7	8	7
18	NWSBK	10	Raymond PORTER	Kawasaki - McAdoo/Gortreagh Printing	4:43.890	14.643	113.698	3	4	2
19	NWSBK	20	Denver ROBB	Suzuki - Mar-Train Racing	4:43.994	14.747	113.656	2	5	4
20	NWSBK	81	Phil STEWART	Yamaha	4:44.036	14.789	113.639	6	7	6
21	NWSBK	6	Ian HUTCHINSON	Honda - HM Plant Honda	4:44.457	15.210	113.471	6	7	5
22	NWSBK	36	Michael PEARSON	Yamaha - Pearson Racing	4:44.481	15.234	113.461	5	7	6
23	NWSBK	84	Dan STEWART	Yamaha - Wilcock Consulting	4:44.723	15.476	113.365	6	6	5
24	NWSBK	15	Chris PALMER	Yamaha - Solway Slate & Tile Carlisle	4:44.925	15.678	113.285	4	5	4
25	NWSBK	95	Tim POOLE	Yamaha - Bill Smith Motors	4:45.507	16.260	113.054	7	7	5
26	NWSBK	71	Davy MORGAN	Honda - Investasure Financial Services	4:45.578	16.331	113.026	2	6	4
27	NWSBK	56	Mark BUCKLEY	Suzuki - Raymond Lilley Electrical	4:46.240	16.993	112.764	2	3	2
28	NWSBK	43	Adrian McFARLAND	Yamaha - Team Hardship Racing	4:46.660	17.413	112.599	3	4	3
29	NWSBK	32	Michael WEYNAND	Kawasaki - SK Support Racing Team Macau	4:46.784	17.537	112.550	6	7	5
30	NWSBK	28	Gary JOHNSON	Yamaha - Speedfreak Race Team	4:47.424	18.177	112.300	4	5	4
31	NWSBK	98	Paul OWEN	Kawasaki - Team #98	4:47.781	18.534	112.160	6	7	5
32	NWSBK	100	Dwyer AGNEW	Suzuki	4:48.562	19.315	111.857	4	6	4
33	NWSBK	27	James McBRIDE	Yamaha - Speedfreak Race Team	4:49.676	20.429	111.427	4	6	4
34	NWSBK	115	Roger MAHER	Yamaha - Back Racing / Specials Ireland	4:49.878	20.631	111.349	5	5	4
35	NWSBK	54	Frank SPENNER	Yamaha - ADAC Hessen-Thuringen	4:50.138	20.891	111.249	7	8	7
36	NWSBK	85	Mark PARRETT	Yamaha - Ripley Land	4:50.444	21.197	111.132	3	5	4
37	NWSBK	58	David BELL	Kawasaki - Kawasaki Newcastle	4:51.003	21.756	110.918	4	8	7
38	NWSBK	89	Andrew BRADY	Suzuki - Brennan Lectros	4:51.382	22.135	110.774	5	5	4
39	NWSBK	94	Bruce BIRNIE	Suzuki	4:51.407	22.160	110.765	2	5	2
40	NWSBK	39	James REDPATH	Suzuki - Raymond Lilley Electrical	4:51.832	22.585	110.603	4	5	3
41	NWSBK	26	Paul SHOESMITH	Yamaha - Speedfreak Race Team	4:53.232	23.985	110.075	7	7	5
42	NWSBK	67	Donald MacFADYEN	Suzuki - Capital Fire & Security Alarms	4:53.937	24.690	109.811	3	4	3
43	NWSBK	46	Ian ARMSTRONG	Yamaha - Canteen Smithy Eng.	4:54.673	25.426	109.537	7	7	5
44	NWSBK	61	Fabrice MIGUET	Suzuki	4:54.704	25.457	109.525	6	6	2
45	NWSBK	88	James EDMEADES	Yamaha - Speedfreak Race Team	4:54.802	25.555	109.489	4	5	4
46	NWSBK	21	Jimmy MOORE	Honda - Blackhorse Motorcycle Finance	4:54.817	25.570	109.484	5	6	4
47	NWSBK	69	Dave WOOLAMS	Suzuki - Scott Bros.	4:55.534	26.287	109.218	5	6	4
48	NWSBK	31	Fausto DUCI	Suzuki	4:57.197	27.950	108.607	5	6	5
49	NWSBK	66	Liam QUINN	Yamaha - Team Racing	4:57.526	28.279	108.487	5	6	4
50	NWSBK	38	Patrick Van GILS	Suzuki - Motorhuis Seppe	4:57.607	28.360	108.457	4	6	5
51	NWSBK	62	Alan CONNOR	Suzuki - Dunshaughlin RRSC	4:58.479	29.232	108.140	3	4	3

These Results are provisional and are subject to ratification by the Stewards of the Meeting.

Track	<b>The Triangle</b>	Signed	Organising Club	<b>Coleraine &amp; District Motor Club</b>
Length(miles)	<b>8.9660 Lap 1 (8.8300)</b>		Qualifying Started	<b>18:32:58.094</b>
Weather	<b>Sunny</b>	Chief Timekeeper		
Track	<b>Dry</b>	Issued At: 19:25:53		

MCUI  
Ulster Centre  
Timing  
www.mcui-uc.org.uk



**2&4**  
WHEEL MOTORSPORT  
STEERING GROUP LTD.

**X nitec**  
SOLUTIONS



# KENNEDY International NORTH WEST 200

## SUPERBIKE / SUPERSTOCK

### Qualifying Session One

Tuesday, 08 May 2007



### Superbike

Qualifying Time

5:18.894

Qualifying Speed


101.217

Pos	Class	No	Name	Machine / Sponsor	Time	Best Lap	Speed	On	Total Laps	Qualifying Laps
					-----	-----	-----			
<b>Qualifying Classification</b>										
52	NWSBK	65	Geoff DOWNEY	Suzuki	4:58.480	29.233	108.140	5	7	6
53	NWSBK	99	Bob COLLINS	Suzuki - 2 Bob Racing	4:58.559	29.312	108.111	4	6	5
54	NWSBK	51	Adrian CLARK	Kawasaki - Mitchells Motorcycles	4:58.943	29.696	107.972	7	7	6
55	NWSBK	92	Daniel JANSEN	Kawasaki - Absolutely Fabulous Kissograms	4:59.826	30.579	107.654	3	4	3
56	NWSBK	40	Damian GLEDHILL	Suzuki - TDG Racing / G Hyde	4:59.851	30.604	107.645	2	5	2
57	NWSBK	34	David MADSEN-MYGDAL	Yamaha	5:00.762	31.515	107.319	5	6	3
58	NWSBK	59	Gareth ROBERTS	Yamaha	5:00.775	31.528	107.315	6	7	5
59	NWSBK	76	Stephen McLIVENNA	Suzuki - T7 Murray	5:01.522	32.275	107.049	5	6	5
60	NWSBK	30	Alan Bud JACKSON	Suzuki - E Jackson/Oddfellows Racing	5:02.110	32.863	106.841	7	7	6
61	NWSBK	68	Karsten SCHMIDT	Suzuki - Yoshimura Schafer Motorsport	5:02.627	33.380	106.658	5	7	4
62	NWSBK	80	Kevin STROWGER	Suzuki - Mistral Racing Ltd	5:02.975	33.728	106.536	5	7	6
63	NWSBK	82	John WALSH	Yamaha - Diamond Edge Racing	5:03.242	33.995	106.442	2	3	2
64	NWSBK	64	Paul DOBBS	Suzuki - Dave East Engineering	5:03.253	34.006	106.438	3	3	2
65	NWSBK	33	Rob IANSON	Suzuki - VRS Racing	5:04.605	35.358	105.965	2	4	2
66	NWSBK	83	Paul GARTLAND	Kawasaki	5:04.624	35.377	105.959	4	5	3
67	NWSBK	73	Robert McCURUM	Yamaha - Barrett Concrete	5:05.019	35.772	105.822	5	6	4
68	NWSBK	91	James BRESLIN	Kawasaki	5:05.045	35.798	105.813	6	6	3
69	NWSBK	19	Darren RICHARDSON	Honda	5:06.909	37.662	105.170	3	3	2

### Non Qualifiers

NWSBK	5	Bruce ANSTEY	Suzuki - Relentless Suzuki by TAS Racing	4:28.892		120.039	3	3	1
NWSBK	22	Nigel BEATTIE	Yamaha - JMF Team Millsport Racing	4:54.564	25.672	109.578	2	2	1
NWSBK	78	Damien MULLEADY	Yamaha	5:02.734	33.842	106.620	2	3	1
NWSBK	90	Declan SWANTON	Yamaha - McKenny Racing with Sky	5:12.195	43.303	103.389	4	5	1
NWSBK	53	Alan CHAMLEY	Suzuki - Bob Jackson Racing	5:18.738	49.846	101.267	6	7	1
NWSBK	42	Michael DUNLOP	Yamaha - D & M Racing	5:26.883	57.991	98.744	2	3	0
NWSBK	86	Cameron DONALD	Honda - Robinson Concrete/Uel Duncan	6:12.264	1:43.372	86.706	1	2	0
NWSBK	75	Chris McGAHAN	Yamaha	8:24.072	3:55.180	64.034	1	1	0

These Results are provisional and are subject to ratification by the Stewards of the Meeting.

Track	<b>The Triangle</b>	Signed	Organising Club	<b>Coleraine &amp; District Motor Club</b>
Length(miles)	<b>8.9660</b> <b>Lap 1 (8.8300)</b>		Qualifying Started	<b>18:32:58.094</b>
Weather	<b>Sunny</b>	Chief Timekeeper		
Track	<b>Dry</b>	Issued At: 19:25:53		

# KENNEDY International NORTH WEST 200



## SUPERBIKE / SUPERSTOCK

### Qualifying Session One

Tuesday, 08 May 2007

## DETAILED RESULT

### Superbike

#### Qualifying Classification

Position

**1** **3 Michael RUTTER**

NWSBK Behind **0.355**

Best Time **4:29.247** Best Speed **119.881** On **7** Gp **a**

Lap	Elapsed Time	Lap Time	Lap Speed
1	4:59.681	4:59.681	106.073
2	9:42.275	4:42.594	114.219
3	14:14.310	4:32.035	118.652
4	18:52.403	4:38.093	116.068
5	28:40.819	9:48.416	54.855
6	33:46.189	5:05.370	105.700
7	38:15.436	4:29.247	119.881

**2** **8 Guy MARTIN**

NWSBK Behind **1.554**

Best Time **4:30.801** Best Speed **119.193** On **6** Gp **a**

Lap	Elapsed Time	Lap Time	Lap Speed
1	5:03.020	5:03.020	104.904
2	9:38.229	4:35.209	117.284
3	14:12.355	4:34.126	117.747
4	18:48.318	4:35.963	116.964
5	26:05.666	7:17.348	73.803
6	30:36.467	4:30.801	119.193
7	35:07.937	4:31.470	118.899
8	39:41.253	4:33.316	118.096

**3** **4 John McGUINNESS**

NWSBK Behind **1.914**

Best Time **4:31.161** Best Speed **119.035** On **4** Gp **a**

Lap	Elapsed Time	Lap Time	Lap Speed
1	5:06.125	5:06.125	103.840
2	9:38.966	4:32.841	118.302
3	14:19.539	4:40.573	115.042
4	18:50.700	4:31.161	119.035
5	23:29.078	4:38.378	115.949
6	28:12.304	4:43.226	113.964
7	37:57.918	9:45.614	55.118

**4** **1 Steve PLATER**

NWSBK Behind **3.532**

Best Time **4:32.779** Best Speed **118.329** On **4** Gp **a**

Lap	Elapsed Time	Lap Time	Lap Speed
1	5:02.155	5:02.155	105.204
2	9:38.684	4:36.529	116.724
3	14:12.491	4:33.807	117.884
4	18:45.270	4:32.779	118.329
5	23:29.483	4:44.213	113.568
6	28:13.063	4:43.580	113.822
7	37:51.681	9:38.618	55.784

### Superbike

#### Qualifying Classification

Position

**5** **52 Ryan RAINEY**

NWSBK Behind **4.233**

Best Time **4:33.480** Best Speed **118.025** On **6** Gp **a**

Lap	Elapsed Time	Lap Time	Lap Speed
1	5:29.009	5:29.009	96.617
2	10:16.123	4:47.114	112.421
3	17:58.994	7:42.871	69.733
4	22:38.730	4:39.736	115.386
5	27:16.290	4:37.560	116.291
6	31:49.770	4:33.480	118.025
7	36:23.733	4:33.963	117.817

**6** **2 Adrian ARCHIBALD**

NWSBK Behind **6.140**

Best Time **4:35.387** Best Speed **117.208** On **4** Gp **a**

Lap	Elapsed Time	Lap Time	Lap Speed
1	5:34.575	5:34.575	95.010
2	10:16.803	4:42.228	114.367
3	27:33.748	17:16.945	31.128
4	32:09.135	4:35.387	117.208
5	36:50.129	4:40.994	114.869

**7** **7 Ian LOUGHER**

NWSBK Behind **6.713**

Best Time **4:35.960** Best Speed **116.965** On **4** Gp **a**

Lap	Elapsed Time	Lap Time	Lap Speed
1	5:15.221	5:15.221	100.844
2	9:57.136	4:41.915	114.494
3	18:06.299	8:09.163	65.985
4	22:42.259	4:35.960	116.965
5	27:18.766	4:36.507	116.733
6	31:57.545	4:38.779	115.782
7	38:32.043	6:34.498	81.819

**8** **17 Stuart EASTON**

NWSBK Behind **6.796**

Best Time **4:36.043** Best Speed **116.930** On **5** Gp **a**

Lap	Elapsed Time	Lap Time	Lap Speed
1	5:28.539	5:28.539	96.756
2	14:46.078	9:17.539	57.893
3	19:23.776	4:37.698	116.233
4	24:00.712	4:36.936	116.553
5	28:36.755	4:36.043	116.930
6	33:50.617	5:13.862	102.840

# KENNEDY International NORTH WEST 200



## SUPERBIKE / SUPERSTOCK

### Qualifying Session One

Tuesday, 08 May 2007

## DETAILED RESULT

Superbike

### Qualifying Classification

Position

#### 9 24 Keith AMOR

NWSBK Behind 8.145

Best Time 4:37.392 Best Speed 116.361 On 6 Gp a

Lap	Elapsed Time	Lap Time	Lap Speed
1	5:34.409	5:34.409	95.057
2	10:19.725	4:45.316	113.129
3	15:02.334	4:42.609	114.213
4	19:47.800	4:45.466	113.070
5	29:12.566	9:24.766	57.152
6	33:49.958	4:37.392	116.361
7	38:38.193	4:48.235	111.984

#### 10 49 Conor CUMMINS

NWSBK Behind 9.347

Best Time 4:38.594 Best Speed 115.859 On 3 Gp a

Lap	Elapsed Time	Lap Time	Lap Speed
1	30:35.393	30:35.393	17.319
2	35:14.989	4:39.596	115.444
3	39:53.583	4:38.594	115.859

#### 11 9 Ryan FARQUHAR

NWSBK Behind 9.980

Best Time 4:39.227 Best Speed 115.596 On 5 Gp a

Lap	Elapsed Time	Lap Time	Lap Speed
1	5:29.643	5:29.643	96.432
2	10:15.053	4:45.410	113.092
3	17:14.822	6:59.769	76.894
4	21:54.971	4:40.149	115.216
5	26:34.198	4:39.227	115.596
6	31:19.464	4:45.266	113.149

#### 12 23 Paul HUNT

NWSBK Behind 10.730

Best Time 4:39.977 Best Speed 115.287 On 5 Gp a

Lap	Elapsed Time	Lap Time	Lap Speed
1	7:43.863	7:43.863	68.529
2	12:34.929	4:51.066	110.894
3	17:18.796	4:43.867	113.707
4	22:02.980	4:44.184	113.580
5	26:42.957	4:39.977	115.287
6	32:05.911	5:22.954	99.945

Superbike

### Qualifying Classification

Position

#### 14 45 Martin FINNEGAN

NWSBK Behind 13.949

Best Time 4:43.196 Best Speed 113.976 On 4 Gp a

Lap	Elapsed Time	Lap Time	Lap Speed
1	5:31.899	5:31.899	95.776
2	10:57.349	5:25.450	99.178
3	15:40.998	4:43.649	113.794
4	20:24.194	4:43.196	113.976
5	25:12.559	4:48.365	111.933

#### 15 87 John BARTON

NWSBK Behind 14.244

Best Time 4:43.491 Best Speed 113.858 On 7 Gp a

Lap	Elapsed Time	Lap Time	Lap Speed
1	7:03.720	7:03.720	75.021
2	12:10.825	5:07.105	105.103
3	17:02.886	4:52.061	110.517
4	21:50.564	4:47.678	112.200
5	26:35.763	4:45.199	113.176
6	31:24.173	4:48.410	111.916
7	36:07.664	4:43.491	113.858
8	41:08.124	5:00.460	107.427

#### 16 25 Stephen THOMPSON

NWSBK Behind 14.444

Best Time 4:43.691 Best Speed 113.777 On 2 Gp a

Lap	Elapsed Time	Lap Time	Lap Speed
1	5:27.591	5:27.591	97.036
2	10:11.282	4:43.691	113.777
3	15:03.857	4:52.575	110.322

#### 17 50 Paul CRANSTON

NWSBK Behind 14.559

Best Time 4:43.806 Best Speed 113.731 On 7 Gp a

Lap	Elapsed Time	Lap Time	Lap Speed
1	6:28.311	6:28.311	81.862
2	11:16.563	4:48.252	111.977
3	16:07.286	4:50.723	111.025
4	20:52.917	4:45.631	113.005
5	25:36.989	4:44.072	113.625
6	30:23.462	4:46.473	112.672
7	35:07.268	4:43.806	113.731
8	39:53.966	4:46.698	112.584

# KENNEDY International NORTH WEST 200



## SUPERBIKE / SUPERSTOCK

### Qualifying Session One

Tuesday, 08 May 2007

## DETAILED RESULT

Superbike

### Qualifying Classification

Position

**18** **10 Raymond PORTER**

NWSBK Behind **14.643**

Best Time **4:43.890** Best Speed **113.698** On **3** Gp **a**

Lap	Elapsed Time	Lap Time	Lap Speed
1	5:43.728	5:43.728	92.480
2	13:51.233	8:07.505	66.210
3	18:35.123	4:43.890	113.698
4	23:26.334	4:51.211	110.839

**21** **6 Ian HUTCHINSON**

NWSBK Behind **15.210**

Best Time **4:44.457** Best Speed **113.471** On **6** Gp **a**

Lap	Elapsed Time	Lap Time	Lap Speed
1	5:39.177	5:39.177	93.721
2	10:31.007	4:51.830	110.604
3	15:24.103	4:53.096	110.126
4	25:47.680	10:23.577	51.762
5	30:35.001	4:47.321	112.340
6	35:19.458	4:44.457	113.471
7	40:04.008	4:44.550	113.434

**22** **36 Michael PEARSON**

NWSBK Behind **15.234**

Best Time **4:44.481** Best Speed **113.461** On **5** Gp **a**

Lap	Elapsed Time	Lap Time	Lap Speed
1	6:02.948	6:02.948	87.583
2	10:53.937	4:50.989	110.924
3	15:39.318	4:45.381	113.104
4	20:24.899	4:45.581	113.024
5	25:09.380	4:44.481	113.461
6	29:57.682	4:48.302	111.958
7	34:47.137	4:49.455	111.512

**23** **84 Dan STEWART**

NWSBK Behind **15.476**

Best Time **4:44.723** Best Speed **113.365** On **6** Gp **a**

Lap	Elapsed Time	Lap Time	Lap Speed
1	7:44.904	7:44.904	68.375
2	12:47.025	5:02.121	106.837
3	17:39.496	4:52.471	110.362
4	22:28.626	4:49.130	111.637
5	27:17.072	4:48.446	111.902
6	32:01.795	4:44.723	113.365

Superbike

### Qualifying Classification

Position

**24** **15 Chris PALMER**

NWSBK Behind **15.678**

Best Time **4:44.925** Best Speed **113.285** On **4** Gp **a**

Lap	Elapsed Time	Lap Time	Lap Speed
1	7:13.868	7:13.868	73.267
2	12:10.015	4:56.147	108.992
3	16:59.102	4:49.087	111.654
4	21:44.027	4:44.925	113.285
5	26:31.286	4:47.259	112.364

**25** **95 Tim POOLE**

NWSBK Behind **16.260**

Best Time **4:45.507** Best Speed **113.054** On **7** Gp **a**

Lap	Elapsed Time	Lap Time	Lap Speed
1	7:12.230	7:12.230	73.544
2	12:08.307	4:56.077	109.018
3	16:55.213	4:46.906	112.502
4	21:43.005	4:47.792	112.156
5	26:38.619	4:55.614	109.188
6	32:33.804	5:55.185	90.875
7	37:19.311	4:45.507	113.054

**26** **71 Davy MORGAN**

NWSBK Behind **16.331**

Best Time **4:45.578** Best Speed **113.026** On **2** Gp **a**

Lap	Elapsed Time	Lap Time	Lap Speed
1	5:48.467	5:48.467	91.222
2	10:34.045	4:45.578	113.026
3	15:25.371	4:51.326	110.795
4	23:33.876	8:08.505	66.074
5	28:20.172	4:46.296	112.742
6	33:13.996	4:53.824	109.854

**27** **56 Mark BUCKLEY**

NWSBK Behind **16.993**

Best Time **4:46.240** Best Speed **112.764** On **2** Gp **a**

Lap	Elapsed Time	Lap Time	Lap Speed
1	5:56.914	5:56.914	89.063
2	10:43.154	4:46.240	112.764
3	15:29.612	4:46.458	112.678

# KENNEDY International NORTH WEST 200



## SUPERBIKE / SUPERSTOCK

### Qualifying Session One

Tuesday, 08 May 2007

## DETAILED RESULT

Superbike

### Qualifying Classification

Position

**28** 43 Adrian McFARLAND

NWSBK Behind 17.413

Best Time **4:46.660** Best Speed **112.599** On **3** Gp **a**

Lap	Elapsed Time	Lap Time	Lap Speed
1	6:04.088	6:04.088	87.309
2	10:53.717	4:49.629	111.445
3	15:40.377	4:46.660	112.599
4	20:43.212	5:02.835	106.585

**29** 32 Michael WEYNAND

NWSBK Behind 17.537

Best Time **4:46.784** Best Speed **112.550** On **6** Gp **a**

Lap	Elapsed Time	Lap Time	Lap Speed
1	7:43.536	7:43.536	68.577
2	12:49.972	5:06.436	105.332
3	17:43.634	4:53.662	109.914
4	22:32.520	4:48.886	111.731
5	28:36.642	6:04.122	88.645
6	33:23.426	4:46.784	112.550
7	38:10.803	4:47.377	112.318

**30** 28 Gary JOHNSON

NWSBK Behind 18.177

Best Time **4:47.424** Best Speed **112.300** On **4** Gp **a**

Lap	Elapsed Time	Lap Time	Lap Speed
1	7:36.039	7:36.039	69.705
2	12:31.841	4:55.802	109.119
3	17:23.138	4:51.297	110.806
4	22:10.562	4:47.424	112.300
5	27:00.210	4:49.648	111.437

**31** 98 Paul OWEN

NWSBK Behind 18.534

Best Time **4:47.781** Best Speed **112.160** On **6** Gp **a**

Lap	Elapsed Time	Lap Time	Lap Speed
1	7:44.140	7:44.140	68.488
2	12:41.175	4:57.035	108.666
3	17:30.118	4:48.943	111.709
4	22:31.225	5:01.107	107.196
5	29:22.310	6:51.085	78.518
6	34:10.091	4:47.781	112.160
7	39:00.814	4:50.723	111.025

Superbike

### Qualifying Classification

Position

**32** 100 Dwyer AGNEW

NWSBK Behind 19.315

Best Time **4:48.562** Best Speed **111.857** On **4** Gp **a**

Lap	Elapsed Time	Lap Time	Lap Speed
1	7:13.407	7:13.407	73.344
2	12:07.214	4:53.807	109.860
3	16:56.719	4:49.505	111.492
4	21:45.281	4:48.562	111.857
5	26:40.346	4:55.065	109.391
6	36:54.671	10:14.325	52.542

**34** 115 Roger MAHER

NWSBK Behind 20.631

Best Time **4:49.878** Best Speed **111.349** On **5** Gp **a**

Lap	Elapsed Time	Lap Time	Lap Speed
1	7:42.825	7:42.825	68.683
2	12:37.057	4:54.232	109.701
3	17:27.006	4:49.949	111.322
4	22:16.887	4:49.881	111.348
5	27:06.765	4:49.878	111.349

**36** 85 Mark PARRETT

NWSBK Behind 21.197

Best Time **4:50.444** Best Speed **111.132** On **3** Gp **a**

Lap	Elapsed Time	Lap Time	Lap Speed
1	8:37.333	8:37.333	61.446
2	13:30.743	4:53.410	110.009
3	18:21.187	4:50.444	111.132
4	23:14.466	4:53.279	110.058
5	28:06.817	4:52.351	110.407

**37** 58 David BELL

NWSBK Behind 21.756

Best Time **4:51.003** Best Speed **110.918** On **4** Gp **a**

Lap	Elapsed Time	Lap Time	Lap Speed
1	6:17.523	6:17.523	84.201
2	11:12.161	4:54.638	109.550
3	16:08.852	4:56.691	108.792
4	20:59.855	4:51.003	110.918
5	25:52.961	4:53.106	110.123
6	30:48.559	4:55.598	109.194
7	35:44.863	4:56.304	108.934
8	40:39.563	4:54.700	109.527



# KENNEDY International NORTH WEST 200



## SUPERBIKE / SUPERSTOCK

### Qualifying Session One

Tuesday, 08 May 2007

## DETAILED RESULT

Superbike

### Qualifying Classification

Position

**38** 89 Andrew BRADY

NWSBK Behind 22.135

Best Time 4:51.382 Best Speed 110.774 On 5 Gp a

Lap	Elapsed Time	Lap Time	Lap Speed
1	7:40.058	7:40.058	69.096
2	12:38.433	4:58.375	108.178
3	17:32.343	4:53.910	109.821
4	22:26.685	4:54.342	109.660
5	27:18.067	4:51.382	110.774

**39** 94 Bruce BIRNIE

NWSBK Behind 22.160

Best Time 4:51.407 Best Speed 110.765 On 2 Gp a

Lap	Elapsed Time	Lap Time	Lap Speed
1	11:34.021	11:34.021	45.803
2	16:25.428	4:51.407	110.765
3	21:22.492	4:57.064	108.655
4	32:50.112	11:27.620	46.941
5	40:23.397	7:33.285	71.208

**40** 39 James REDPATH

NWSBK Behind 22.585

Best Time 4:51.832 Best Speed 110.603 On 4 Gp a

Lap	Elapsed Time	Lap Time	Lap Speed
1	7:44.250	7:44.250	68.472
2	16:11.690	8:27.440	63.609
3	21:03.689	4:51.999	110.540
4	25:55.521	4:51.832	110.603
5	30:52.059	4:56.538	108.848

**41** 26 Paul SHOESMITH

NWSBK Behind 23.985

Best Time 4:53.232 Best Speed 110.075 On 7 Gp a

Lap	Elapsed Time	Lap Time	Lap Speed
1	7:06.302	7:06.302	74.567
2	12:09.764	5:03.462	106.365
3	17:10.805	5:01.041	107.220
4	22:06.253	4:55.448	109.250
5	27:02.992	4:56.739	108.774
6	34:48.898	7:45.906	69.279
7	39:42.130	4:53.232	110.075

Superbike

### Qualifying Classification

Position

**42** 67 Donald MacFADYEN

NWSBK Behind 24.690

Best Time 4:53.937 Best Speed 109.811 On 3 Gp a

Lap	Elapsed Time	Lap Time	Lap Speed
1	6:40.553	6:40.553	79.360
2	11:38.352	4:57.799	108.387
3	16:32.289	4:53.937	109.811
4	21:34.271	5:01.982	106.886

**43** 46 Ian ARMSTRONG

NWSBK Behind 25.426

Best Time 4:54.673 Best Speed 109.537 On 7 Gp a

Lap	Elapsed Time	Lap Time	Lap Speed
1	6:58.630	6:58.630	75.933
2	12:07.810	5:09.180	104.397
3	17:11.030	5:03.220	106.449
4	23:26.791	6:15.761	85.899
5	28:26.632	4:59.841	107.649
6	33:22.330	4:55.698	109.157
7	38:17.003	4:54.673	109.537

**44** 61 Fabrice MIGUET

NWSBK Behind 25.457

Best Time 4:54.704 Best Speed 109.525 On 6 Gp a

Lap	Elapsed Time	Lap Time	Lap Speed
1	8:10.470	8:10.470	64.811
2	16:26.055	8:15.585	65.130
3	23:36.632	7:10.577	74.964
4	29:58.757	6:22.125	84.469
5	34:55.108	4:56.351	108.917
6	39:49.812	4:54.704	109.525

**45** 88 James EDMEADES

NWSBK Behind 25.555

Best Time 4:54.802 Best Speed 109.489 On 4 Gp a

Lap	Elapsed Time	Lap Time	Lap Speed
1	6:26.358	6:26.358	82.276
2	11:27.953	5:01.595	107.023
3	16:26.118	4:58.165	108.254
4	21:20.920	4:54.802	109.489
5	26:25.087	5:04.167	106.118

# KENNEDY International NORTH WEST 200



## SUPERBIKE / SUPERSTOCK

### Qualifying Session One

Tuesday, 08 May 2007

## DETAILED RESULT

Superbike

### Qualifying Classification

Position

#### **47** 69 Dave WOOLAMS

NWSBK Behind 26.287

Best Time 4:55.534 Best Speed 109.218 On 5 Gp a

Lap	Elapsed Time	Lap Time	Lap Speed
1	7:31.277	7:31.277	70.440
2	12:33.944	5:02.667	106.644
3	18:11.399	5:37.455	95.650
4	23:07.030	4:55.631	109.182
5	28:02.564	4:55.534	109.218
6	33:00.880	4:58.316	108.199

#### **48** 31 Fausto DUCI

NWSBK Behind 27.950

Best Time 4:57.197 Best Speed 108.607 On 5 Gp a

Lap	Elapsed Time	Lap Time	Lap Speed
1	7:52.403	7:52.403	67.290
2	13:00.258	5:07.855	104.847
3	18:10.362	5:10.104	104.086
4	23:10.013	4:59.651	107.717
5	28:07.210	4:57.197	108.607
6	33:06.385	4:59.175	107.889

#### **49** 66 Liam QUINN

NWSBK Behind 28.279

Best Time 4:57.526 Best Speed 108.487 On 5 Gp a

Lap	Elapsed Time	Lap Time	Lap Speed
1	8:08.122	8:08.122	65.123
2	15:51.784	7:43.662	69.615
3	20:53.321	5:01.537	107.044
4	25:52.191	4:58.870	107.999
5	30:49.717	4:57.526	108.487
6	35:50.676	5:00.959	107.249

#### **50** 38 Patrick Van GILS

NWSBK Behind 28.360

Best Time 4:57.607 Best Speed 108.457 On 4 Gp a

Lap	Elapsed Time	Lap Time	Lap Speed
1	7:29.336	7:29.336	70.744
2	12:36.845	5:07.509	104.965
3	17:36.629	4:59.784	107.670
4	22:34.236	4:57.607	108.457
5	27:31.955	4:57.719	108.416
6	32:35.627	5:03.672	106.291

Superbike

### Qualifying Classification

Position

#### **51** 62 Alan CONNOR

NWSBK Behind 29.232

Best Time 4:58.479 Best Speed 108.140 On 3 Gp a

Lap	Elapsed Time	Lap Time	Lap Speed
1	7:36.730	7:36.730	69.599
2	12:44.885	5:08.155	104.745
3	17:43.364	4:58.479	108.140
4	22:54.687	5:11.323	103.679

#### **52** 65 Geoff DOWNEY

NWSBK Behind 29.233

Best Time 4:58.480 Best Speed 108.140 On 5 Gp a

Lap	Elapsed Time	Lap Time	Lap Speed
1	6:20.916	6:20.916	83.451
2	11:27.538	5:06.622	105.268
3	16:29.265	5:01.727	106.976
4	21:29.014	4:59.749	107.682
5	26:27.494	4:58.480	108.140
6	31:27.779	5:00.285	107.490
7	36:36.114	5:08.335	104.684

#### **53** 99 Bob COLLINS

NWSBK Behind 29.312

Best Time 4:58.559 Best Speed 108.111 On 4 Gp a

Lap	Elapsed Time	Lap Time	Lap Speed
1	7:37.294	7:37.294	69.513
2	12:45.818	5:08.524	104.619
3	17:47.058	5:01.240	107.149
4	22:45.617	4:58.559	108.111
5	27:45.452	4:59.835	107.651
6	32:48.523	5:03.071	106.502

#### **54** 51 Adrian CLARK

NWSBK Behind 29.696

Best Time 4:58.943 Best Speed 107.972 On 7 Gp a

Lap	Elapsed Time	Lap Time	Lap Speed
1	6:56.036	6:56.036	76.407
2	12:08.404	5:12.368	103.332
3	17:16.136	5:07.732	104.889
4	22:17.608	5:01.472	107.067
5	27:20.008	5:02.400	106.738
6	32:21.608	5:01.600	107.021
7	37:20.551	4:58.943	107.972

# KENNEDY International NORTH WEST 200



## SUPERBIKE / SUPERSTOCK

### Qualifying Session One

Tuesday, 08 May 2007

## DETAILED RESULT

### Superbike

#### Qualifying Classification

Position

<b>56</b>	<b>40 Damian GLEDHILL</b>						
	NWSBK	Behind	<b>30.604</b>				
Best Time	<b>4:59.851</b>	Best Speed	<b>107.645</b>	On	<b>2</b>	Gp	<b>a</b>

Lap	Elapsed Time	Lap Time	Lap Speed
1	6:02.762	6:02.762	87.628
2	11:02.613	4:59.851	107.645
3	16:19.769	5:17.156	101.772
4	21:42.717	5:22.948	99.947
5	27:25.566	5:42.849	94.145

#### **57** 34 David MADSEN-MYGDAL

	NWSBK	Behind	<b>31.515</b>				
Best Time	<b>5:00.762</b>	Best Speed	<b>107.319</b>	On	<b>5</b>	Gp	<b>a</b>

Lap	Elapsed Time	Lap Time	Lap Speed
1	7:38.701	7:38.701	69.300
2	12:58.058	5:19.357	101.071
3	18:17.680	5:19.622	100.987
4	23:18.870	5:01.190	107.167
5	28:19.632	5:00.762	107.319
6	33:31.251	5:11.619	103.580

#### **58** 59 Gareth ROBERTS

	NWSBK	Behind	<b>31.528</b>				
Best Time	<b>5:00.775</b>	Best Speed	<b>107.315</b>	On	<b>6</b>	Gp	<b>a</b>

Lap	Elapsed Time	Lap Time	Lap Speed
1	6:56.709	6:56.709	76.283
2	12:18.180	5:21.471	100.406
3	17:27.839	5:09.659	104.236
4	22:38.562	5:10.723	103.879
5	27:46.196	5:07.634	104.922
6	32:46.971	5:00.775	107.315
7	37:55.332	5:08.361	104.675

#### **59** 76 Stephen McILVENNA

	NWSBK	Behind	<b>32.275</b>				
Best Time	<b>5:01.522</b>	Best Speed	<b>107.049</b>	On	<b>5</b>	Gp	<b>a</b>

Lap	Elapsed Time	Lap Time	Lap Speed
1	7:59.604	7:59.604	66.280
2	13:09.089	5:09.485	104.295
3	18:17.883	5:08.794	104.528
4	23:20.981	5:03.098	106.492
5	28:22.503	5:01.522	107.049
6	33:32.272	5:09.769	104.199

### Superbike

#### Qualifying Classification

Position

<b>60</b>	<b>30 Alan Bud JACKSON</b>						
	NWSBK	Behind	<b>32.863</b>				
Best Time	<b>5:02.110</b>	Best Speed	<b>106.841</b>	On	<b>7</b>	Gp	<b>a</b>

Lap	Elapsed Time	Lap Time	Lap Speed
1	6:44.791	6:44.791	78.529
2	12:00.302	5:15.511	102.303
3	17:10.480	5:10.178	104.062
4	22:19.606	5:09.126	104.416
5	27:23.896	5:04.290	106.075
6	32:27.031	5:03.135	106.479
7	37:29.141	5:02.110	106.841

#### **61** 68 Karsten SCHMIDT

	NWSBK	Behind	<b>33.380</b>				
Best Time	<b>5:02.627</b>	Best Speed	<b>106.658</b>	On	<b>5</b>	Gp	<b>a</b>

Lap	Elapsed Time	Lap Time	Lap Speed
1	6:55.286	6:55.286	76.545
2	12:17.855	5:22.569	100.064
3	18:25.343	6:07.488	87.833
4	23:28.845	5:03.502	106.351
5	28:31.472	5:02.627	106.658
6	33:37.715	5:06.243	105.399
7	38:41.758	5:04.043	106.161

#### **63** 82 John WALSH

	NWSBK	Behind	<b>33.995</b>				
Best Time	<b>5:03.242</b>	Best Speed	<b>106.442</b>	On	<b>2</b>	Gp	<b>a</b>

Lap	Elapsed Time	Lap Time	Lap Speed
1	7:06.744	7:06.744	74.490
2	12:09.986	5:03.242	106.442
3	17:22.604	5:12.618	103.249

#### **64** 64 Paul DOBBS

	NWSBK	Behind	<b>34.006</b>				
Best Time	<b>5:03.253</b>	Best Speed	<b>106.438</b>	On	<b>3</b>	Gp	<b>a</b>

Lap	Elapsed Time	Lap Time	Lap Speed
1	6:48.166	6:48.166	77.880
2	11:53.207	5:05.041	105.814
3	16:56.460	5:03.253	106.438

# KENNEDY International NORTH WEST 200



## SUPERBIKE / SUPERSTOCK

### Qualifying Session One

Tuesday, 08 May 2007

## DETAILED RESULT

### Superbike

#### Qualifying Classification

Position

<b>65</b>	<b>33 Rob IANSON</b>						
	NWSBK		Behind	<b>35.358</b>			
Best Time	<b>5:04.605</b>	Best Speed	<b>105.965</b>	On	<b>2</b>	Gp	<b>a</b>

Lap	Elapsed Time	Lap Time	Lap Speed
1	6:15.198	6:15.198	84.723
2	11:19.803	5:04.605	105.965
3	18:20.911	7:01.108	76.649
4	23:25.838	5:04.927	105.854

#### **66** 83 Paul GARTLAND

	NWSBK		Behind	<b>35.377</b>			
Best Time	<b>5:04.624</b>	Best Speed	<b>105.959</b>	On	<b>4</b>	Gp	<b>a</b>

Lap	Elapsed Time	Lap Time	Lap Speed
1	6:56.204	6:56.204	76.376
2	12:06.427	5:10.223	104.046
3	17:12.393	5:05.966	105.494
4	22:17.017	5:04.624	105.959
5	37:01.579	14:44.562	36.490

#### **67** 73 Robert McCURUM

	NWSBK		Behind	<b>35.772</b>			
Best Time	<b>5:05.019</b>	Best Speed	<b>105.822</b>	On	<b>5</b>	Gp	<b>a</b>

Lap	Elapsed Time	Lap Time	Lap Speed
1	6:57.816	6:57.816	76.081
2	12:18.854	5:21.038	100.541
3	17:25.371	5:06.517	105.304
4	22:32.050	5:06.679	105.249
5	27:37.069	5:05.019	105.822
6	32:45.317	5:08.248	104.713

#### **68** 91 James BRESLIN

	NWSBK		Behind	<b>35.798</b>			
Best Time	<b>5:05.045</b>	Best Speed	<b>105.813</b>	On	<b>6</b>	Gp	<b>a</b>

Lap	Elapsed Time	Lap Time	Lap Speed
1	7:41.213	7:41.213	68.923
2	12:58.932	5:17.719	101.592
3	18:22.776	5:23.844	99.670
4	26:22.844	8:00.068	67.235
5	31:30.090	5:07.246	105.055
6	36:35.135	5:05.045	105.813

### Superbike

#### Qualifying Classification

Position

<b>69</b>	<b>19 Darren RICHARDSON</b>						
	NWSBK		Behind	<b>37.662</b>			
Best Time	<b>5:06.909</b>	Best Speed	<b>105.170</b>	On	<b>3</b>	Gp	<b>a</b>

Lap	Elapsed Time	Lap Time	Lap Speed
1	6:58.999	6:58.999	75.867
2	12:09.100	5:10.101	104.087
3	17:16.009	5:06.909	105.170

#### Non Qualifiers

Position

#### 5 Bruce ANSTEY

	NWSBK		Behind				
Best Time	<b>4:28.892</b>	Best Speed	<b>120.039</b>	On	<b>3</b>	Gp	<b>a</b>

Lap	Elapsed Time	Lap Time	Lap Speed
1	20:43.846	20:43.846	25.556
2	31:26.427	10:42.581	50.231
3	35:55.319	4:28.892	120.039

#### 22 Nigel BEATTIE

	NWSBK		Behind	<b>25.672</b>			
Best Time	<b>4:54.564</b>	Best Speed	<b>109.578</b>	On	<b>2</b>	Gp	<b>a</b>

Lap	Elapsed Time	Lap Time	Lap Speed
1	33:37.882	33:37.882	15.753
2	38:32.446	4:54.564	109.578

#### 78 Damien MULLEADY

	NWSBK		Behind	<b>33.842</b>			
Best Time	<b>5:02.734</b>	Best Speed	<b>106.620</b>	On	<b>2</b>	Gp	<b>a</b>

Lap	Elapsed Time	Lap Time	Lap Speed
1	7:36.925	7:36.925	69.569
2	12:39.659	5:02.734	106.620
3	38:38.148	25:58.489	20.711

#### 90 Declan SWANTON

	NWSBK		Behind	<b>43.303</b>			
Best Time	<b>5:12.195</b>	Best Speed	<b>103.389</b>	On	<b>4</b>	Gp	<b>a</b>

Lap	Elapsed Time	Lap Time	Lap Speed
1	7:05.381	7:05.381	74.728
2	19:04.630	11:59.249	44.877
3	25:15.492	6:10.862	87.034
4	30:27.687	5:12.195	103.389
5	39:56.018	9:28.331	56.794

# KENNEDY International NORTH WEST 200



## SUPERBIKE / SUPERSTOCK

### Qualifying Session One

Tuesday, 08 May 2007

## DETAILED RESULT

Superbike

### Non Qualifiers

Position

#### 53 Alan CHAMLEY

NWSBK Behind **49.846**

Best Time **5:18.738** Best Speed **101.267** On **6** Gp **a**

Lap	Elapsed Time	Lap Time	Lap Speed
1	8:15.381	8:15.381	64.169
2	13:44.239	5:28.858	98.151
3	19:08.554	5:24.315	99.525
4	24:29.451	5:20.897	100.586
5	29:48.549	5:19.098	101.153
6	35:07.287	5:18.738	101.267
7	40:27.333	5:20.046	100.853

#### 42 Michael DUNLOP

NWSBK Behind **57.991**

Best Time **5:26.883** Best Speed **98.744** On **2** Gp **a**

Lap	Elapsed Time	Lap Time	Lap Speed
1	9:53.562	9:53.562	53.555
2	15:20.445	5:26.883	98.744
3	25:54.626	10:34.181	50.897

#### 86 Cameron DONALD

NWSBK Behind **1:43.372**

Best Time **6:12.264** Best Speed **86.706** On **1** Gp **a**

Lap	Elapsed Time	Lap Time	Lap Speed
1	6:12.264	6:12.264	85.391
2	15:39.919	9:27.655	56.861

# KENNEDY International NORTH WEST 200



## SUPERBIKE / SUPERSTOCK

### Qualifying Session One

Tuesday, 08 May 2007

## DETAILED RESULT

Both Superbike & Superstock

### Qualifying Classification

Position

**13** **93 Callum RAMSAY**  
NWSTK Behind **13.481**  
Best Time **4:42.728** Best Speed **114.165** On **5** Gp **a**

Lap	Elapsed Time	Lap Time	Lap Speed
1	5:56.757	5:56.757	89.103
2	10:42.435	4:45.678	112.986
3	15:32.536	4:50.101	111.263
4	23:30.445	7:57.909	67.539
5	28:13.173	4:42.728	114.165
6	32:59.867	4:46.694	112.586

**4** **93 Callum RAMSAY**  
NWSTK Behind **6.705**  
Best Time **4:42.728** Best Speed **114.165** On **5** Gp **a**

Lap	Elapsed Time	Lap Time	Lap Speed
1	5:56.757	5:56.757	89.103
2	10:42.435	4:45.678	112.986
3	15:32.536	4:50.101	111.263
4	23:30.445	7:57.909	67.539
5	28:13.173	4:42.728	114.165
6	32:59.867	4:46.694	112.586

**19** **20 Denver ROBB**  
NWSTK Behind **14.747**  
Best Time **4:43.994** Best Speed **113.656** On **2** Gp **a**

Lap	Elapsed Time	Lap Time	Lap Speed
1	5:48.132	5:48.132	91.310
2	10:32.126	4:43.994	113.656
3	15:16.383	4:44.257	113.551
4	20:00.834	4:44.451	113.473
5	24:48.973	4:48.139	112.021

**5** **20 Denver ROBB**  
NWSTK Behind **7.971**  
Best Time **4:43.994** Best Speed **113.656** On **2** Gp **a**

Lap	Elapsed Time	Lap Time	Lap Speed
1	5:48.132	5:48.132	91.310
2	10:32.126	4:43.994	113.656
3	15:16.383	4:44.257	113.551
4	20:00.834	4:44.451	113.473
5	24:48.973	4:48.139	112.021

Both Superbike & Superstock

### Qualifying Classification

Position

**20** **81 Phil STEWART**  
NWSTK Behind **14.789**  
Best Time **4:44.036** Best Speed **113.639** On **6** Gp **a**

Lap	Elapsed Time	Lap Time	Lap Speed
1	6:55.340	6:55.340	76.535
2	11:48.035	4:52.695	110.277
3	16:35.902	4:47.867	112.127
4	21:25.028	4:49.126	111.639
5	26:11.285	4:46.257	112.757
6	30:55.321	4:44.036	113.639
7	35:52.317	4:56.996	108.680

**6** **83 Phil STEWART**  
NWSTK Behind **8.013**  
Best Time **4:44.036** Best Speed **113.639** On **6** Gp **a**

Lap	Elapsed Time	Lap Time	Lap Speed
1	6:55.340	6:55.340	76.535
2	11:48.035	4:52.695	110.277
3	16:35.902	4:47.867	112.127
4	21:25.028	4:49.126	111.639
5	26:11.285	4:46.257	112.757
6	30:55.321	4:44.036	113.639
7	35:52.317	4:56.996	108.680

**33** **27 James McBRIDE**  
NWSTK Behind **20.429**  
Best Time **4:49.676** Best Speed **111.427** On **4** Gp **a**

Lap	Elapsed Time	Lap Time	Lap Speed
1	6:05.112	6:05.112	87.064
2	10:58.570	4:53.458	109.991
3	15:51.182	4:52.612	110.309
4	20:40.858	4:49.676	111.427
5	25:32.778	4:51.920	110.570
6	36:27.886	10:55.108	49.271

**8** **23 James McBRIDE**  
NWSTK Behind **13.653**  
Best Time **4:49.676** Best Speed **111.427** On **4** Gp **a**

Lap	Elapsed Time	Lap Time	Lap Speed
1	6:05.112	6:05.112	87.064
2	10:58.570	4:53.458	109.991
3	15:51.182	4:52.612	110.309
4	20:40.858	4:49.676	111.427
5	25:32.778	4:51.920	110.570
6	36:27.886	10:55.108	49.271

# KENNEDY International NORTH WEST 200

## SUPERBIKE / SUPERSTOCK

### Qualifying Session One

Tuesday, 08 May 2007

## DETAILED RESULT

Both Superbike & Superstock



### Qualifying Classification

Position

#### **35** 54 Frank SPENNER

NWSTK Behind **20.891**

Best Time **4:50.138** Best Speed **111.249** On **7** Gp **a**

Lap	Elapsed Time	Lap Time	Lap Speed
1	6:16.111	6:16.111	84.518
2	11:13.916	4:57.805	108.385
3	16:10.365	4:56.449	108.881
4	21:04.186	4:53.821	109.855
5	25:56.967	4:52.781	110.245
6	30:49.323	4:52.356	110.405
7	35:39.461	4:50.138	111.249
8	40:32.434	4:52.973	110.173

#### **9** 26 Frank SPENNER

NWSTK Behind **14.115**

Best Time **4:50.138** Best Speed **111.249** On **7** Gp **a**

Lap	Elapsed Time	Lap Time	Lap Speed
1	6:16.111	6:16.111	84.518
2	11:13.916	4:57.805	108.385
3	16:10.365	4:56.449	108.881
4	21:04.186	4:53.821	109.855
5	25:56.967	4:52.781	110.245
6	30:49.323	4:52.356	110.405
7	35:39.461	4:50.138	111.249
8	40:32.434	4:52.973	110.173

#### **16** 7 Jimmy MOORE

NWSTK Behind **18.794**

Best Time **4:54.817** Best Speed **109.484** On **5** Gp **a**

Lap	Elapsed Time	Lap Time	Lap Speed
1	7:39.666	7:39.666	69.155
2	12:49.320	5:09.654	104.238
3	17:56.329	5:07.009	105.136
4	25:56.634	8:00.305	67.202
5	30:51.451	4:54.817	109.484
6	35:53.443	5:01.992	106.882

#### **46** 21 Jimmy MOORE

NWSTK Behind **25.570**

Best Time **4:54.817** Best Speed **109.484** On **5** Gp **a**

Lap	Elapsed Time	Lap Time	Lap Speed
1	7:39.666	7:39.666	69.155
2	12:49.320	5:09.654	104.238
3	17:56.329	5:07.009	105.136
4	25:56.634	8:00.305	67.202
5	30:51.451	4:54.817	109.484
6	35:53.443	5:01.992	106.882

Both Superbike & Superstock

### Qualifying Classification

Position

#### **20** 28 Daniel JANSEN

NWSTK Behind **23.803**

Best Time **4:59.826** Best Speed **107.654** On **3** Gp **a**

Lap	Elapsed Time	Lap Time	Lap Speed
1	7:04.148	7:04.148	74.946
2	12:18.591	5:14.443	102.650
3	17:18.417	4:59.826	107.654
4	22:24.969	5:06.552	105.292

#### **55** 92 Daniel JANSEN

NWSTK Behind **30.579**

Best Time **4:59.826** Best Speed **107.654** On **3** Gp **a**

Lap	Elapsed Time	Lap Time	Lap Speed
1	7:04.148	7:04.148	74.946
2	12:18.591	5:14.443	102.650
3	17:18.417	4:59.826	107.654
4	22:24.969	5:06.552	105.292

#### **23** 91 Kevin STROWGER

NWSTK Behind **26.952**

Best Time **5:02.975** Best Speed **106.536** On **5** Gp **a**

Lap	Elapsed Time	Lap Time	Lap Speed
1	7:39.001	7:39.001	69.255
2	12:58.262	5:19.261	101.101
3	18:10.637	5:12.375	103.330
4	23:14.845	5:04.208	106.104
5	28:17.820	5:02.975	106.536
6	33:22.696	5:04.876	105.871
7	38:27.406	5:04.710	105.929

#### **62** 80 Kevin STROWGER

NWSTK Behind **33.728**

Best Time **5:02.975** Best Speed **106.536** On **5** Gp **a**

Lap	Elapsed Time	Lap Time	Lap Speed
1	7:39.001	7:39.001	69.255
2	12:58.262	5:19.261	101.101
3	18:10.637	5:12.375	103.330
4	23:14.845	5:04.208	106.104
5	28:17.820	5:02.975	106.536
6	33:22.696	5:04.876	105.871
7	38:27.406	5:04.710	105.929

### Non Qualifiers

Position

# KENNEDY International NORTH WEST 200

## SUPERBIKE / SUPERSTOCK

Qualifying Session One

Tuesday, 08 May 2007

## DETAILED RESULT

Both Superbike & Superstock



### Non Qualifiers

Position

#### 75 Chris McGAHAN

NWSTK Behind **3:55.180**  
Best Time **8:24.072** Best Speed **64.034** On 1 Gp a

Lap	Elapsed Time	Lap Time	Lap Speed
1	8:24.072	8:24.072	63.062
1	8:24.072	8:24.072	63.062





# KENNEDY International NORTH WEST 200

## SUPERBIKE / SUPERSTOCK

### Qualifying Session Two

Thursday, 10 May 2007



### Superbike

Qualifying Time


5:12.792

Qualifying Speed

103.192

Pos	Class	No	Name	Machine / Sponsor	Time	Best Lap Behind	Speed	On	Total Laps	Qualifying Laps
<b>Qualifying Classification</b>										
1	NWSBK	3	Michael RUTTER	Kawasaki - Isilon MSS Discovery Kawasaki	4:24.096		122.219	9	10	8
2	NWSBK	5	Bruce ANSTEY	Suzuki - Relentless Suzuki by TAS Racing	4:24.117	0.021	122.209	6	7	5
3	NWSBK	4	John McGUINNESS	Honda - HM Plant Honda	4:24.463	0.367	122.050	9	9	6
4	NWSBK	1	Steve PLATER	Yamaha - AIM Racing	4:27.030	2.934	120.876	7	10	3
5	NWSBK	52	Ryan RAINEY	Yamaha - IFS Global Logistics	4:27.691	3.595	120.578	7	11	7
6	NWSBK	8	Guy MARTIN	Honda - Hydrex Honda	4:27.844	3.748	120.509	7	8	6
7	NWSBK	7	Ian LOUGHER	Honda - Stobart Motorsport	4:28.632	4.536	120.155	9	10	6
8	NWSBK	2	Adrian ARCHIBALD	Suzuki - Relentless Suzuki by TAS Racing	4:31.768	7.672	118.769	4	7	5
9	NWSBK	24	Keith AMOR	Honda - Robinson Concrete/Uel Duncan	4:33.342	9.246	118.085	4	5	4
10	NWSBK	49	Conor CUMMINS	Yamaha - JMF Team Millsport Racing	4:33.520	9.424	118.008	5	7	4
11	NWSBK	86	Cameron DONALD	Honda - Robinson Concrete/Uel Duncan	4:33.538	9.442	118.000	6	8	4
12	NWSBK	9	Ryan FARQUHAR	Honda - Mark Johns Motors	4:34.060	9.964	117.776	3	6	4
13	NWSBK	10	Raymond PORTER	Kawasaki - McAdoo/Gortreagh Printing	4:34.541	10.445	117.569	8	8	5
14	NWSBK	45	Martin FINNEGAN	Honda - Round Tower Racing	4:34.891	10.795	117.420	7	8	6
15	NWSBK	25	Stephen THOMPSON	Suzuki - T&R Motorsport	4:35.837	11.741	117.017	7	9	4
16	NWSBK	20	Denver ROBB	Suzuki - Mar-Train Racing	4:36.204	12.108	116.861	5	7	4
17	NWSBK	32	Michael WEYNAND	Kawasaki - SK Support Racing Team	4:36.539	12.443	116.720	11	11	8
18	NWSBK	15	Chris PALMER	Yamaha - Solway Slate & Tile Carlisle	4:37.978	13.882	116.116	4	5	4
19	NWSBK	23	Paul HUNT	Yamaha - Sloppy Racing	4:39.154	15.058	115.627	2	4	2
20	NWSBK	84	Dan STEWART	Yamaha - Wilcock Consulting	4:39.492	15.396	115.487	5	5	3
21	NWSBK	22	Nigel BEATTIE	Yamaha - JMF Team Millsport Racing	4:39.886	15.790	115.324	6	7	5
22	NWSBK	6	Ian HUTCHINSON	Honda - HM Plant Honda	4:40.341	16.245	115.137	3	3	2
23	NWSBK	50	Paul CRANSTON	Honda - P&J	4:40.526	16.430	115.061	5	9	6
24	NWSBK	27	James McBRIDE	Yamaha - Speedfreak Race Team	4:40.667	16.571	115.003	7	7	5
25	NWSBK	115	Roger MAHER	Yamaha - Back Racing / Specials Ireland	4:40.796	16.700	114.950	3	5	4
26	NWSBK	36	Michael PEARSON	Yamaha - Pearson Racing	4:40.955	16.859	114.885	9	10	8
27	NWSBK	90	Declan SWANTON	Yamaha - McKenny Racing with Sky	4:41.031	16.935	114.854	9	9	6
28	NWSBK	81	Phil STEWART	Yamaha	4:41.348	17.252	114.725	2	8	6
29	NWSBK	85	Mark PARRETT	Yamaha - Ripley Land	4:42.151	18.055	114.398	4	5	2
30	NWSBK	100	Dwyer AGNEW	Suzuki	4:43.261	19.165	113.950	6	7	5
31	NWSBK	95	Tim POOLE	Yamaha - Bill Smith Motors	4:43.849	19.753	113.714	4	5	3
32	NWSBK	56	Mark BUCKLEY	Suzuki - Raymond Lilley Electrical	4:43.917	19.821	113.687	5	8	4
33	NWSBK	71	Davy MORGAN	Honda - Investasure Financial Services	4:43.953	19.857	113.672	3	4	3
34	NWSBK	28	Gary JOHNSON	Yamaha - Speedfreak Race Team	4:44.084	19.988	113.620	2	7	4
35	NWSBK	89	Andrew BRADY	Suzuki - Brennan Lectros	4:44.687	20.591	113.379	8	8	4
36	NWSBK	58	David BELL	Kawasaki - Kawasaki Newcastle	4:45.019	20.923	113.247	8	9	6
37	NWSBK	51	Adrian CLARK	Kawasaki - Mitchells Motorcycles	4:45.331	21.235	113.123	8	8	4
38	NWSBK	46	Ian ARMSTRONG	Yamaha - Canteen Smithy Eng.	4:45.811	21.715	112.933	4	5	2
39	NWSBK	19	Darren RICHARDSON	Honda	4:45.872	21.776	112.909	8	8	4
40	NWSBK	88	James EDMEADES	Yamaha - Speedfreak Race Team	4:46.150	22.054	112.800	7	7	4
41	NWSBK	39	James REDPATH	Suzuki - Raymond Lilley Electrical	4:46.602	22.506	112.622	2	6	3
42	NWSBK	65	Geoff DOWNEY	Suzuki	4:46.641	22.545	112.606	7	9	6
43	NWSBK	98	Paul OWEN	Kawasaki - Team #98	4:46.683	22.587	112.590	4	5	3
44	NWSBK	93	Callum RAMSAY	Yamaha - Dyer Crossgills Racing	4:47.520	23.424	112.262	4	9	4
45	NWSBK	87	John BARTON	Honda - Marks Bloom Racing	4:48.006	23.910	112.073	3	6	4
46	NWSBK	67	Donald MacFADYEN	Suzuki - Capital Fire & Security Alarms	4:48.315	24.219	111.953	3	4	3
47	NWSBK	94	Bruce BIRNIE	Suzuki	4:48.522	24.426	111.872	8	9	5
48	NWSBK	26	Paul SHOESMITH	Yamaha - Speedfreak Race Team	4:48.642	24.546	111.826	4	8	5
49	NWSBK	70	Victor GILMORE	Yamaha - T Lindsay Racing	4:48.859	24.763	111.742	8	8	5
50	NWSBK	38	Patrick van GILS	Suzuki - Motorhuis Seppe	4:48.949	24.853	111.707	9	9	5
51	NWSBK	42	Michael DUNLOP	Yamaha - D & M Racing	4:49.873	25.777	111.351	7	7	3
52	NWSBK	54	Frank SPENNER	Yamaha - ADAC Hessen-Thuringen	4:50.106	26.010	111.261	2	3	2

These Results are provisional and are subject to ratification by the Stewards of the Meeting.

Track	<b>The Triangle</b>	Signed	Organising Club	<b>Coleraine &amp; District Motor Club</b>
Length(miles)	<b>8.9660 Lap 1 (8.8300)</b>		Qualifying Started	<b>17:37:13.243</b>
Weather	<b>Cloudy</b>	Chief Timekeeper		
Track	<b>Dry</b>	Issued At: 18:56:15		

MCUI  
Ulster Centre  
Timing  
www.mcui-uc.org.uk



**2&4**  
WHEEL MOTORSPORT  
STEERING GROUP LTD.

**X nitec**  
SOLUTIONS



# KENNEDY International NORTH WEST 200

## SUPERBIKE / SUPERSTOCK

### Qualifying Session Two

Thursday, 10 May 2007



### Superbike

Qualifying Time

5:12.792

Qualifying Speed


103.192

Pos	Class	No	Name	Machine / Sponsor	Time	Best Lap Behind	Speed	On	Total Laps	Qualifying Laps
<b>Qualifying Classification</b>										
53	NWSBK	68	Karsten SCHMIDT	Suzuki - Yoshimura Schafer Motorsport	4:51.022	26.926	110.911	7	8	4
54	NWSBK	62	Alan CONNOR	Suzuki - Dunshaughlin RRSC	4:52.096	28.000	110.503	7	8	6
55	NWSBK	21	Jimmy MOORE	Honda - Blackhorse Motorcycle Finance	4:52.334	28.238	110.413	6	9	4
56	NWSBK	69	Dave WOOLAMS	Suzuki - Scott Bros.	4:53.226	29.130	110.078	7	8	5
57	NWSBK	78	Damien MULLEADY	Yamaha	4:53.318	29.222	110.043	4	4	2
58	NWSBK	61	Fabrice MIGUET	Suzuki	4:53.495	29.399	109.977	7	8	6
59	NWSBK	31	Fausto DUCI	Suzuki	4:53.796	29.700	109.864	4	7	3
60	NWSBK	44	Stephen OATES	Suzuki - Hallett Aviation	4:54.396	30.300	109.640	7	7	4
61	NWSBK	66	Liam QUINN	Yamaha - Team Racing	4:54.520	30.424	109.594	5	6	3
62	NWSBK	83	Paul GARTLAND	Kawasaki	4:55.061	30.965	109.393	6	8	4
63	NWSBK	96	Dave MILLING	Aprilia - Aprilia UK	4:55.081	30.985	109.386	4	4	3
64	NWSBK	33	Rob IANSON	Suzuki - VRS Racing	4:55.967	31.871	109.058	2	3	2
65	NWSBK	40	Damian GLEDHILL	Suzuki - TDG Racing / G Hyde	4:56.031	31.935	109.035	2	4	2
66	NWSBK	59	Gareth ROBERTS	Yamaha	4:57.161	33.065	108.620	5	6	4
67	NWSBK	76	Stephen McILVENNA	Suzuki - T7 Murray	4:57.277	33.181	108.578	6	8	6
68	NWSBK	64	Paul DOBBS	Suzuki - Dave East Engineering	4:57.829	33.733	108.376	3	3	2
69	NWSBK	92	Daniel JANSEN	Kawasaki - Absolutely Fabulous Kissograms	4:59.343	35.247	107.828	2	4	3
70	NWSBK	34	David MADSEN-MYGDAL	Yamaha	4:59.823	35.727	107.656	9	10	7
71	NWSBK	80	Kevin STROWGER	Suzuki - Mistral Racing Ltd	5:00.923	36.827	107.262	4	5	3
72	NWSBK	73	Robert McCURUM	Yamaha - Barrett Concrete	5:01.123	37.027	107.191	4	9	6
73	NWSBK	75	Chris McGAHAN	Yamaha	5:02.064	37.968	106.857	3	5	3
74	NWSBK	91	James BRESLIN	Kawasaki	5:02.302	38.206	106.773	6	7	4
75	NWSBK	53	Alan CHAMLEY	Suzuki - Bob Jackson Racing	5:03.906	39.810	106.209	7	10	7
76	NWSBK	30	Alan Bud JACKSON	Suzuki - E Jackson/Oddfellows Racing	5:04.334	40.238	106.060	3	5	3

### Non Qualifiers

NWSBK	82	John WALSH	Yamaha - Diamond Edge Racing	6:30.672	2:06.576	82.621	1	1	<u>0</u>
NWSBK	43	Adrian McFARLAND	Yamaha - Team Hardship Racing	6:33.425	2:09.329	82.043	1	1	<u>0</u>

These Results are provisional and are subject to ratification by the Stewards of the Meeting.

Track	<b>The Triangle</b>	Signed		Organising Club	<b>Coleraine &amp; District Motor Club</b>
Length(miles)	<b>8.9660</b> <b>Lap 1 (8.8300)</b>		Chief Timekeeper	Qualifying Started	<b>17:37:13.243</b>
Weather	<b>Cloudy</b>	Issued At:	<b>18:56:15</b>		
Track	<b>Dry</b>				

# KENNEDY International NORTH WEST 200



## SUPERBIKE / SUPERSTOCK

### Qualifying Session Two

Thursday, 10 May 2007

## DETAILED RESULT

Superbike

### Qualifying Classification

Position

**1** **3 Michael RUTTER**

NWSBK Behind

Best Time **4:24.096** Best Speed **122.219** On **9** Gp **a**

Lap	Elapsed Time	Lap Time	Lap Speed
1	5:12.900	5:12.900	101.592
2	9:52.966	4:40.066	115.250
3	14:25.472	4:32.506	118.447
4	19:08.551	4:43.079	114.023
5	45:34.153	26:25.602	20.357
6	50:01.171	4:27.018	120.882
7	54:47.309	4:46.138	112.804
8	59:50.748	5:03.439	106.373
9	1:04:14.844	4:24.096	122.219
10	1:09:17.612	5:02.768	106.608

**2** **5 Bruce ANSTEY**

NWSBK Behind **0.021**

Best Time **4:24.117** Best Speed **122.209** On **6** Gp **a**

Lap	Elapsed Time	Lap Time	Lap Speed
1	5:13.580	5:13.580	101.371
2	9:45.431	4:31.851	118.733
3	14:12.524	4:27.093	120.848
4	18:47.790	4:35.266	117.260
5	1:01:11.782	42:23.992	12.688
6	1:05:35.899	4:24.117	122.209
7	1:10:19.096	4:43.197	113.976

**3** **4 John McGUINNESS**

NWSBK Behind **0.367**

Best Time **4:24.463** Best Speed **122.050** On **9** Gp **a**

Lap	Elapsed Time	Lap Time	Lap Speed
1	5:15.665	5:15.665	100.702
2	9:51.787	4:36.122	116.896
3	14:23.807	4:32.020	118.659
4	19:04.134	4:40.327	115.143
5	45:25.352	26:21.218	20.413
6	49:51.543	4:26.191	121.257
7	54:30.813	4:39.270	115.578
8	1:04:42.594	10:11.781	52.760
9	1:09:07.057	4:24.463	122.050

Superbike

### Qualifying Classification

Position

**4** **1 Steve PLATER**

NWSBK Behind **2.934**

Best Time **4:27.030** Best Speed **120.876** On **7** Gp **a**

Lap	Elapsed Time	Lap Time	Lap Speed
1	5:13.443	5:13.443	101.416
2	10:31.720	5:18.277	101.414
3	17:54.245	7:22.525	72.940
4	22:28.840	4:34.595	117.546
5	28:15.420	5:46.580	93.132
6	45:23.556	17:08.136	31.394
7	49:50.586	4:27.030	120.876
8	54:20.873	4:30.287	119.420
9	59:33.901	5:13.028	103.114
10	1:07:42.609	8:08.708	66.047

**5** **52 Ryan RAINEY**

NWSBK Behind **3.595**

Best Time **4:27.691** Best Speed **120.578** On **7** Gp **a**

Lap	Elapsed Time	Lap Time	Lap Speed
1	6:12.295	6:12.295	85.384
2	10:51.561	4:39.266	115.580
3	15:26.732	4:35.171	117.300
4	20:10.101	4:43.369	113.907
5	28:26.810	8:16.709	64.983
6	45:34.860	17:08.050	31.397
7	50:02.551	4:27.691	120.578
8	54:37.724	4:35.173	117.299
9	59:20.777	4:43.053	114.034
10	1:03:50.921	4:30.144	119.483
11	1:09:28.885	5:37.964	95.506

**6** **8 Guy MARTIN**

NWSBK Behind **3.748**

Best Time **4:27.844** Best Speed **120.509** On **7** Gp **a**

Lap	Elapsed Time	Lap Time	Lap Speed
1	20:29.941	20:29.941	25.845
2	25:07.201	4:37.260	116.416
3	45:24.789	20:17.588	26.509
4	49:53.582	4:28.793	120.083
5	54:22.044	4:28.462	120.232
6	58:50.969	4:28.925	120.025
7	1:03:18.813	4:27.844	120.509
8	1:07:47.771	4:28.958	120.010

# KENNEDY International NORTH WEST 200



## SUPERBIKE / SUPERSTOCK

### Qualifying Session Two

Thursday, 10 May 2007

## DETAILED RESULT

Superbike

### Qualifying Classification

Position

**7**

**7 Ian LOUGHER**

NWSBK Behind **4.536**

Best Time **4:28.632** Best Speed **120.155** On **9** Gp **a**

Lap	Elapsed Time	Lap Time	Lap Speed
1	5:20.082	5:20.082	99.312
2	9:55.008	4:34.926	117.405
3	14:24.254	4:29.246	119.881
4	19:05.778	4:41.524	114.653
5	30:48.081	11:42.303	45.960
6	45:31.216	14:43.135	36.549
7	50:00.451	4:29.235	119.886
8	54:30.321	4:29.870	119.604
9	58:58.953	4:28.632	120.155
10	1:11:52.651	12:53.698	41.719

**8**

**2 Adrian ARCHIBALD**

NWSBK Behind **7.672**

Best Time **4:31.768** Best Speed **118.769** On **4** Gp **a**

Lap	Elapsed Time	Lap Time	Lap Speed
1	5:41.202	5:41.202	93.165
2	10:16.925	4:35.723	117.065
3	14:49.853	4:32.928	118.264
4	19:21.621	4:31.768	118.769
5	24:11.074	4:49.453	111.512
6	1:05:24.056	41:12.982	13.052
7	1:09:56.255	4:32.199	118.581

**9**

**24 Keith AMOR**

NWSBK Behind **9.246**

Best Time **4:33.342** Best Speed **118.085** On **4** Gp **a**

Lap	Elapsed Time	Lap Time	Lap Speed
1	5:35.834	5:35.834	94.654
2	10:12.061	4:36.227	116.852
3	14:45.438	4:33.377	118.070
4	19:18.780	4:33.342	118.085
5	23:59.661	4:40.881	114.916

**10**

**49 Conor CUMMINS**

NWSBK Behind **9.424**

Best Time **4:33.520** Best Speed **118.008** On **5** Gp **a**

Lap	Elapsed Time	Lap Time	Lap Speed
1	23:45.205	23:45.205	22.304
2	30:12.358	6:27.153	83.372
3	45:52.805	15:40.447	34.322
4	50:26.542	4:33.737	117.915
5	55:00.062	4:33.520	118.008
6	59:33.967	4:33.905	117.842
7	1:04:15.455	4:41.488	114.668

Superbike

### Qualifying Classification

Position

**12**

**9 Ryan FARQUHAR**

NWSBK Behind **9.964**

Best Time **4:34.060** Best Speed **117.776** On **3** Gp **a**

Lap	Elapsed Time	Lap Time	Lap Speed
1	5:38.758	5:38.758	93.837
2	10:16.166	4:37.408	116.354
3	14:50.226	4:34.060	117.776
4	19:25.804	4:35.578	117.127
5	48:20.022	28:54.218	18.612
6	52:59.788	4:39.766	115.374

**13**

**10 Raymond PORTER**

NWSBK Behind **10.445**

Best Time **4:34.541** Best Speed **117.569** On **8** Gp **a**

Lap	Elapsed Time	Lap Time	Lap Speed
1	5:49.118	5:49.118	91.052
2	10:31.861	4:42.743	114.159
3	15:11.281	4:39.420	115.516
4	19:50.631	4:39.350	115.545
5	24:26.009	4:35.378	117.212
6	32:26.227	8:00.218	67.214
7	45:52.569	13:26.342	40.030
8	50:27.110	4:34.541	117.569

**14**

**45 Martin FINNEGAN**

NWSBK Behind **10.795**

Best Time **4:34.891** Best Speed **117.420** On **7** Gp **a**

Lap	Elapsed Time	Lap Time	Lap Speed
1	21:41.009	21:41.009	24.433
2	26:43.408	5:02.399	106.738
3	45:42.681	18:59.273	28.332
4	50:20.561	4:37.880	116.157
5	55:00.467	4:39.906	115.316
6	59:35.795	4:35.328	117.233
7	1:04:10.686	4:34.891	117.420
8	1:08:50.408	4:39.722	115.392

# KENNEDY International NORTH WEST 200



## SUPERBIKE / SUPERSTOCK

### Qualifying Session Two

Thursday, 10 May 2007

## DETAILED RESULT

Superbike

### Qualifying Classification

Position

**15** **25 Stephen THOMPSON**

NWSBK Behind **11.741**

Best Time **4:35.837** Best Speed **117.017** On **7** Gp **a**

Lap	Elapsed Time	Lap Time	Lap Speed
1	5:40.867	5:40.867	93.256
2	11:44.899	6:04.032	88.667
3	16:50.976	5:06.077	105.456
4	23:37.823	6:46.847	79.336
5	29:45.899	6:08.076	87.693
6	45:43.821	15:57.922	33.695
7	50:19.658	4:35.837	117.017
8	54:59.854	4:40.196	115.197
9	59:57.882	4:58.028	108.304

**17** **32 Michael WEYNAND**

NWSBK Behind **12.443**

Best Time **4:36.539** Best Speed **116.720** On **11** Gp **a**

Lap	Elapsed Time	Lap Time	Lap Speed
1	8:06.727	8:06.727	65.310
2	12:59.668	4:52.941	110.185
3	17:45.811	4:46.143	112.802
4	22:33.175	4:47.364	112.323
5	28:14.864	5:41.689	94.465
6	47:23.031	19:08.167	28.112
7	52:02.589	4:39.558	115.459
8	56:44.439	4:41.850	114.520
9	1:01:25.136	4:40.697	114.991
10	1:06:03.263	4:38.127	116.053
11	1:10:39.802	4:36.539	116.720

**18** **15 Chris PALMER**

NWSBK Behind **13.882**

Best Time **4:37.978** Best Speed **116.116** On **4** Gp **a**

Lap	Elapsed Time	Lap Time	Lap Speed
1	46:13.831	46:13.831	11.460
2	50:54.765	4:40.934	114.894
3	55:34.126	4:39.361	115.541
4	1:00:12.104	4:37.978	116.116
5	1:04:51.415	4:39.311	115.562

**19** **23 Paul HUNT**

NWSBK Behind **15.058**

Best Time **4:39.154** Best Speed **115.627** On **2** Gp **a**

Lap	Elapsed Time	Lap Time	Lap Speed
1	5:56.251	5:56.251	89.229
2	10:35.405	4:39.154	115.627
3	15:15.997	4:40.592	115.034
4	20:37.153	5:21.156	100.504

Superbike

### Qualifying Classification

Position

**20** **84 Dan STEWART**

NWSBK Behind **15.396**

Best Time **4:39.492** Best Speed **115.487** On **5** Gp **a**

Lap	Elapsed Time	Lap Time	Lap Speed
1	47:36.663	47:36.663	11.128
2	52:22.651	4:45.988	112.863
3	57:27.192	5:04.541	105.988
4	1:03:46.133	6:18.941	85.178
5	1:08:25.625	4:39.492	115.487

**21** **22 Nigel BEATTIE**

NWSBK Behind **15.790**

Best Time **4:39.886** Best Speed **115.324** On **6** Gp **a**

Lap	Elapsed Time	Lap Time	Lap Speed
1	6:15.654	6:15.654	84.620
2	11:01.124	4:45.470	113.068
3	15:44.809	4:43.685	113.780
4	20:43.509	4:58.700	108.060
5	45:55.962	25:12.453	21.341
6	50:35.848	4:39.886	115.324
7	55:18.746	4:42.898	114.096

**22** **6 Ian HUTCHINSON**

NWSBK Behind **16.245**

Best Time **4:40.341** Best Speed **115.137** On **3** Gp **a**

Lap	Elapsed Time	Lap Time	Lap Speed
1	5:48.807	5:48.807	91.133
2	10:31.081	4:42.274	114.348
3	15:11.422	4:40.341	115.137

**23** **50 Paul CRANSTON**

NWSBK Behind **16.430**

Best Time **4:40.526** Best Speed **115.061** On **5** Gp **a**

Lap	Elapsed Time	Lap Time	Lap Speed
1	6:15.924	6:15.924	84.560
2	11:02.082	4:46.158	112.796
3	15:44.935	4:42.853	114.114
4	20:28.399	4:43.464	113.868
5	25:08.925	4:40.526	115.061
6	46:32.567	21:23.642	25.145
7	52:48.909	6:16.342	85.767
8	57:32.169	4:43.260	113.950
9	1:02:14.723	4:42.554	114.235

# KENNEDY International NORTH WEST 200



## SUPERBIKE / SUPERSTOCK

### Qualifying Session Two

Thursday, 10 May 2007

## DETAILED RESULT

### Superbike

#### Qualifying Classification

Position

#### **25** 115 Roger MAHER

NWSBK Behind **16.700**

Best Time **4:40.796** Best Speed **114.950** On **3** Gp **a**

Lap	Elapsed Time	Lap Time	Lap Speed
1	6:22.700	6:22.700	83.062
2	11:06.572	4:43.872	113.705
3	15:47.368	4:40.796	114.950
4	20:28.746	4:41.378	114.713
5	25:13.285	4:44.539	113.438

#### **27** 90 Declan SWANTON

NWSBK Behind **16.935**

Best Time **4:41.031** Best Speed **114.854** On **9** Gp **a**

Lap	Elapsed Time	Lap Time	Lap Speed
1	6:18.345	6:18.345	84.019
2	11:03.804	4:45.459	113.073
3	15:46.606	4:42.802	114.135
4	20:52.461	5:05.855	105.532
5	46:49.367	25:56.906	20.732
6	52:44.753	5:55.386	90.824
7	57:27.695	4:42.942	114.079
8	1:02:11.571	4:43.876	113.703
9	1:06:52.602	4:41.031	114.854

#### **29** 85 Mark PARRETT

NWSBK Behind **18.055**

Best Time **4:42.151** Best Speed **114.398** On **4** Gp **a**

Lap	Elapsed Time	Lap Time	Lap Speed
1	6:43.816	6:43.816	78.719
2	11:37.896	4:54.080	109.758
3	51:43.767	40:05.871	13.416
4	56:25.918	4:42.151	114.398
5	1:10:17.923	13:52.005	38.795

#### **30** 100 Dwyer AGNEW

NWSBK Behind **19.165**

Best Time **4:43.261** Best Speed **113.950** On **6** Gp **a**

Lap	Elapsed Time	Lap Time	Lap Speed
1	7:56.507	7:56.507	66.710
2	12:44.761	4:48.254	111.976
3	17:32.592	4:47.831	112.141
4	22:26.223	4:53.631	109.926
5	57:00.338	34:34.115	15.562
6	1:01:43.599	4:43.261	113.950
7	1:06:38.149	4:54.550	109.583

### Superbike

#### Qualifying Classification

Position

#### **31** 95 Tim POOLE

NWSBK Behind **19.753**

Best Time **4:43.849** Best Speed **113.714** On **4** Gp **a**

Lap	Elapsed Time	Lap Time	Lap Speed
1	6:48.449	6:48.449	77.826
2	11:33.911	4:45.462	113.071
3	16:18.897	4:44.986	113.260
4	21:02.746	4:43.849	113.714
5	26:27.636	5:24.890	99.349

#### **32** 56 Mark BUCKLEY

NWSBK Behind **19.821**

Best Time **4:43.917** Best Speed **113.687** On **5** Gp **a**

Lap	Elapsed Time	Lap Time	Lap Speed
1	5:52.661	5:52.661	90.138
2	10:36.887	4:44.226	113.563
3	16:00.868	5:23.981	99.628
4	45:50.692	29:49.824	18.034
5	50:34.609	4:43.917	113.687
6	55:32.462	4:57.853	108.368
7	1:02:50.377	7:17.915	73.707
8	1:07:35.186	4:44.809	113.331

#### **33** 71 Davy MORGAN

NWSBK Behind **19.857**

Best Time **4:43.953** Best Speed **113.672** On **3** Gp **a**

Lap	Elapsed Time	Lap Time	Lap Speed
1	6:16.775	6:16.775	84.369
2	11:01.395	4:44.620	113.406
3	15:45.348	4:43.953	113.672
4	20:38.407	4:53.059	110.140

#### **34** 28 Gary JOHNSON

NWSBK Behind **19.988**

Best Time **4:44.084** Best Speed **113.620** On **2** Gp **a**

Lap	Elapsed Time	Lap Time	Lap Speed
1	7:54.547	7:54.547	66.986
2	12:38.631	4:44.084	113.620
3	17:27.447	4:48.816	111.758
4	22:13.568	4:46.121	112.811
5	28:14.347	6:00.779	89.466
6	46:38.502	18:24.155	29.233
7	51:23.973	4:45.471	113.068

# KENNEDY International NORTH WEST 200



## SUPERBIKE / SUPERSTOCK

### Qualifying Session Two

Thursday, 10 May 2007

## DETAILED RESULT

### Superbike

#### Qualifying Classification

Position

**35** **89 Andrew BRADY**

NWSBK Behind **20.591**

Best Time **4:44.687** Best Speed **113.379** On **8** Gp **a**

Lap	Elapsed Time	Lap Time	Lap Speed
1	6:56.977	6:56.977	76.234
2	12:39.707	5:42.730	94.178
3	17:31.521	4:51.814	110.610
4	22:17.225	4:45.704	112.976
5	28:18.958	6:01.733	89.230
6	46:15.886	17:56.928	29.972
7	51:00.586	4:44.700	113.374
8	55:45.273	4:44.687	113.379

**36** **58 David BELL**

NWSBK Behind **20.923**

Best Time **4:45.019** Best Speed **113.247** On **8** Gp **a**

Lap	Elapsed Time	Lap Time	Lap Speed
1	8:20.977	8:20.977	63.452
2	13:15.840	4:54.863	109.466
3	18:05.878	4:50.038	111.287
4	22:52.641	4:46.763	112.558
5	29:51.650	6:59.009	77.033
6	47:14.773	17:23.123	30.943
7	52:03.973	4:49.200	111.610
8	56:48.992	4:45.019	113.247
9	1:01:35.517	4:46.525	112.652

**37** **51 Adrian CLARK**

NWSBK Behind **21.235**

Best Time **4:45.331** Best Speed **113.123** On **8** Gp **a**

Lap	Elapsed Time	Lap Time	Lap Speed
1	7:26.025	7:26.025	71.270
2	12:25.269	4:59.244	107.864
3	17:15.394	4:50.125	111.254
4	22:04.983	4:49.589	111.460
5	27:41.388	5:36.405	95.949
6	46:22.659	18:41.271	28.787
7	51:40.266	5:17.607	101.627
8	56:25.597	4:45.331	113.123

**38** **46 Ian ARMSTRONG**

NWSBK Behind **21.715**

Best Time **4:45.811** Best Speed **112.933** On **4** Gp **a**

Lap	Elapsed Time	Lap Time	Lap Speed
1	6:39.917	6:39.917	79.486
2	11:31.400	4:51.483	110.736
3	16:52.863	5:21.463	100.408
4	21:38.674	4:45.811	112.933
5	27:05.106	5:26.432	98.880

### Superbike

#### Qualifying Classification

Position

**39** **19 Darren RICHARDSON**

NWSBK Behind **21.776**

Best Time **4:45.872** Best Speed **112.909** On **8** Gp **a**

Lap	Elapsed Time	Lap Time	Lap Speed
1	6:25.766	6:25.766	82.402
2	20:30.392	14:04.626	38.215
3	25:18.250	4:47.858	112.130
4	47:35.861	22:17.611	24.131
5	52:38.450	5:02.589	106.671
6	57:26.380	4:47.930	112.102
7	1:02:44.840	5:18.460	101.355
8	1:07:30.712	4:45.872	112.909

**40** **88 James EDMEADES**

NWSBK Behind **22.054**

Best Time **4:46.150** Best Speed **112.800** On **7** Gp **a**

Lap	Elapsed Time	Lap Time	Lap Speed
1	8:08.047	8:08.047	65.133
2	13:00.437	4:52.390	110.392
3	17:51.261	4:50.824	110.987
4	22:40.342	4:49.081	111.656
5	28:49.378	6:09.036	87.465
6	46:39.873	17:50.495	30.152
7	51:26.023	4:46.150	112.800

**41** **39 James REDPATH**

NWSBK Behind **22.506**

Best Time **4:46.602** Best Speed **112.622** On **2** Gp **a**

Lap	Elapsed Time	Lap Time	Lap Speed
1	8:58.591	8:58.591	59.021
2	13:45.193	4:46.602	112.622
3	18:39.269	4:54.076	109.759
4	23:27.710	4:48.441	111.904
5	30:18.076	6:50.366	78.656
6	1:10:08.923	39:50.847	13.500

**42** **65 Geoff DOWNEY**

NWSBK Behind **22.545**

Best Time **4:46.641** Best Speed **112.606** On **7** Gp **a**

Lap	Elapsed Time	Lap Time	Lap Speed
1	6:56.314	6:56.314	76.356
2	11:50.785	4:54.471	109.612
3	16:44.801	4:54.016	109.782
4	21:33.770	4:48.969	111.699
5	27:15.198	5:41.428	94.537
6	46:23.534	19:08.336	28.108
7	51:10.175	4:46.641	112.606
8	55:57.478	4:47.303	112.347
9	1:01:04.261	5:06.783	105.213

# KENNEDY International NORTH WEST 200



## SUPERBIKE / SUPERSTOCK

### Qualifying Session Two

Thursday, 10 May 2007

## DETAILED RESULT

### Superbike

#### Qualifying Classification

Position

**43** **98 Paul OWEN**  
NWSBK Behind **22.587**  
Best Time **4:46.683** Best Speed **112.590** On **4** Gp **a**

Lap	Elapsed Time	Lap Time	Lap Speed
1	8:17.339	8:17.339	63.916
2	13:06.732	4:49.393	111.536
3	17:56.340	4:49.608	111.453
4	22:43.023	4:46.683	112.590
5	28:50.018	6:06.995	87.951

**45** **87 John BARTON**

NWSBK Behind **23.910**  
Best Time **4:48.006** Best Speed **112.073** On **3** Gp **a**

Lap	Elapsed Time	Lap Time	Lap Speed
1	6:28.281	6:28.281	81.869
2	11:23.040	4:54.759	109.505
3	16:11.046	4:48.006	112.073
4	21:21.279	5:10.233	104.043
5	46:32.959	25:11.680	21.352
6	51:30.000	4:57.041	108.664

**46** **67 Donald MacFADYEN**

NWSBK Behind **24.219**  
Best Time **4:48.315** Best Speed **111.953** On **3** Gp **a**

Lap	Elapsed Time	Lap Time	Lap Speed
1	7:23.379	7:23.379	71.695
2	12:13.009	4:49.630	111.444
3	17:01.324	4:48.315	111.953
4	21:56.512	4:55.188	109.346

**47** **94 Bruce BIRNIE**

NWSBK Behind **24.426**  
Best Time **4:48.522** Best Speed **111.872** On **8** Gp **a**

Lap	Elapsed Time	Lap Time	Lap Speed
1	10:16.803	10:16.803	51.537
2	15:19.987	5:03.184	106.462
3	22:13.063	6:53.076	78.140
4	28:16.614	6:03.551	88.784
5	47:29.674	19:13.060	27.993
6	52:23.121	4:53.447	109.995
7	57:25.975	5:02.854	106.578
8	1:02:14.497	4:48.522	111.872
9	1:07:04.767	4:50.270	111.199

### Superbike

#### Qualifying Classification

Position

**48** **26 Paul SHOESMITH**  
NWSBK Behind **24.546**  
Best Time **4:48.642** Best Speed **111.826** On **4** Gp **a**

Lap	Elapsed Time	Lap Time	Lap Speed
1	18:26.137	18:26.137	28.738
2	28:21.433	9:55.296	54.221
3	46:36.635	18:15.202	29.472
4	51:25.277	4:48.642	111.826
5	56:16.156	4:50.879	110.966
6	1:01:07.587	4:51.431	110.756
7	1:05:57.102	4:49.515	111.489
8	1:10:51.201	4:54.099	109.751

**50** **38 Patrick van GILS**

NWSBK Behind **24.853**  
Best Time **4:48.949** Best Speed **111.707** On **9** Gp **a**

Lap	Elapsed Time	Lap Time	Lap Speed
1	7:00.686	7:00.686	75.562
2	19:59.469	12:58.783	41.446
3	24:50.584	4:51.115	110.876
4	32:44.262	7:53.678	68.142
5	47:32.937	14:48.675	36.321
6	52:26.035	4:53.098	110.126
7	57:26.209	5:00.174	107.530
8	1:02:15.973	4:49.764	111.393
9	1:07:04.922	4:48.949	111.707

**51** **42 Michael DUNLOP**

NWSBK Behind **25.777**  
Best Time **4:49.873** Best Speed **111.351** On **7** Gp **a**

Lap	Elapsed Time	Lap Time	Lap Speed
1	6:24.729	6:24.729	82.624
2	11:25.163	5:00.434	107.437
3	16:22.277	4:57.114	108.637
4	24:03.604	7:41.327	69.967
5	31:00.548	6:56.944	77.415
6	47:26.539	16:25.991	32.736
7	52:16.412	4:49.873	111.351



# KENNEDY International NORTH WEST 200



## SUPERBIKE / SUPERSTOCK

### Qualifying Session Two

Thursday, 10 May 2007

## DETAILED RESULT

### Superbike

#### Qualifying Classification

Position

**53** **68 Karsten SCHMIDT**

NWSBK Behind **26.926**

Best Time **4:51.022** Best Speed **110.911** On **7** Gp **a**

Lap	Elapsed Time	Lap Time	Lap Speed
1	8:04.752	8:04.752	65.576
2	12:59.462	4:54.710	109.523
3	17:57.892	4:58.430	108.158
4	24:18.618	6:20.726	84.779
5	31:12.095	6:53.477	78.064
6	48:30.400	17:18.305	31.087
7	53:21.422	4:51.022	110.911
8	58:22.578	5:01.156	107.179

**54** **62 Alan CONNOR**

NWSBK Behind **28.000**

Best Time **4:52.096** Best Speed **110.503** On **7** Gp **a**

Lap	Elapsed Time	Lap Time	Lap Speed
1	7:50.217	7:50.217	67.603
2	12:50.152	4:59.935	107.615
3	17:45.681	4:55.529	109.220
4	22:44.592	4:58.911	107.984
5	46:15.702	23:31.110	22.874
6	51:09.590	4:53.888	109.830
7	56:01.686	4:52.096	110.503
8	1:00:59.891	4:58.205	108.240

**56** **69 Dave WOOLAMS**

NWSBK Behind **29.130**

Best Time **4:53.226** Best Speed **110.078** On **7** Gp **a**

Lap	Elapsed Time	Lap Time	Lap Speed
1	6:31.802	6:31.802	81.133
2	11:34.573	5:02.771	106.607
3	16:31.096	4:56.523	108.854
4	21:31.868	5:00.772	107.316
5	32:46.505	11:14.637	47.844
6	46:29.380	13:42.875	39.225
7	51:22.606	4:53.226	110.078
8	56:19.324	4:56.718	108.782

**57** **78 Damien MULLEADY**

NWSBK Behind **29.222**

Best Time **4:53.318** Best Speed **110.043** On **4** Gp **a**

Lap	Elapsed Time	Lap Time	Lap Speed
1	7:55.000	7:55.000	66.922
2	12:57.392	5:02.392	106.741
3	20:15.075	7:17.683	73.747
4	25:08.393	4:53.318	110.043

### Superbike

#### Qualifying Classification

Position

**58** **61 Fabrice MIGUET**

NWSBK Behind **29.399**

Best Time **4:53.495** Best Speed **109.977** On **7** Gp **a**

Lap	Elapsed Time	Lap Time	Lap Speed
1	8:09.594	8:09.594	64.927
2	13:06.342	4:56.748	108.771
3	18:01.709	4:55.367	109.280
4	23:03.652	5:01.943	106.900
5	46:44.570	23:40.918	22.716
6	51:40.808	4:56.238	108.958
7	56:34.303	4:53.495	109.977
8	1:01:28.403	4:54.100	109.750

**59** **31 Fausto DUCI**

NWSBK Behind **29.700**

Best Time **4:53.796** Best Speed **109.864** On **4** Gp **a**

Lap	Elapsed Time	Lap Time	Lap Speed
1	6:47.344	6:47.344	78.037
2	13:23.819	6:36.475	81.411
3	18:20.850	4:57.031	108.667
4	23:14.646	4:53.796	109.864
5	29:52.973	6:38.327	81.033
6	47:41.977	17:49.004	30.194
7	52:40.477	4:58.500	108.133

**61** **66 Liam QUINN**

NWSBK Behind **30.424**

Best Time **4:54.520** Best Speed **109.594** On **5** Gp **a**

Lap	Elapsed Time	Lap Time	Lap Speed
1	18:10.301	18:10.301	29.155
2	23:05.453	4:55.152	109.359
3	29:50.293	6:44.840	79.729
4	49:07.171	19:16.878	27.901
5	54:01.691	4:54.520	109.594
6	58:56.408	4:54.717	109.521

**62** **83 Paul GARTLAND**

NWSBK Behind **30.965**

Best Time **4:55.061** Best Speed **109.393** On **6** Gp **a**

Lap	Elapsed Time	Lap Time	Lap Speed
1	8:05.070	8:05.070	65.533
2	13:18.782	5:13.712	102.889
3	18:16.987	4:58.205	108.240
4	23:21.116	5:04.129	106.131
5	47:14.049	23:52.933	22.526
6	52:09.110	4:55.061	109.393
7	57:04.623	4:55.513	109.226
8	1:02:27.300	5:22.677	100.031

# KENNEDY International NORTH WEST 200



## SUPERBIKE / SUPERSTOCK

### Qualifying Session Two

Thursday, 10 May 2007

## DETAILED RESULT

### Superbike

#### Qualifying Classification

Position

#### **64** 33 Rob IANSON

NWSBK Behind 31.871

Best Time **4:55.967** Best Speed **109.058** On **2** Gp **a**

Lap	Elapsed Time	Lap Time	Lap Speed
1	7:24.041	7:24.041	71.588
2	12:20.008	4:55.967	109.058
3	17:19.420	4:59.412	107.803

#### **65** 40 Damian GLEDHILL

NWSBK Behind 31.935

Best Time **4:56.031** Best Speed **109.035** On **2** Gp **a**

Lap	Elapsed Time	Lap Time	Lap Speed
1	6:43.008	6:43.008	78.877
2	11:39.039	4:56.031	109.035
3	16:39.983	5:00.944	107.255
4	22:00.016	5:20.033	100.857

#### **66** 59 Gareth ROBERTS

NWSBK Behind 33.065

Best Time **4:57.161** Best Speed **108.620** On **5** Gp **a**

Lap	Elapsed Time	Lap Time	Lap Speed
1	7:52.493	7:52.493	67.277
2	12:55.548	5:03.055	106.507
3	17:56.196	5:00.648	107.360
4	47:32.560	29:36.364	18.171
5	52:29.721	4:57.161	108.620
6	57:27.447	4:57.266	108.414

#### **67** 76 Stephen McILVENNA

NWSBK Behind 33.181

Best Time **4:57.277** Best Speed **108.578** On **6** Gp **a**

Lap	Elapsed Time	Lap Time	Lap Speed
1	7:29.726	7:29.726	70.683
2	12:33.954	5:04.228	106.097
3	17:37.905	5:03.951	106.193
4	22:43.750	5:05.845	105.536
5	46:35.594	23:51.844	22.543
6	51:32.871	4:57.277	108.578
7	56:30.373	4:57.502	108.495
8	1:01:30.922	5:00.549	107.395

### Superbike

#### Qualifying Classification

Position

#### **68** 64 Paul DOBBS

NWSBK Behind 33.733

Best Time **4:57.829** Best Speed **108.376** On **3** Gp **a**

Lap	Elapsed Time	Lap Time	Lap Speed
1	6:49.528	6:49.528	77.621
2	11:47.437	4:57.909	108.347
3	16:45.266	4:57.829	108.376

#### **70** 34 David MADSEN-MYGDAL

NWSBK Behind 35.727

Best Time **4:59.823** Best Speed **107.656** On **9** Gp **a**

Lap	Elapsed Time	Lap Time	Lap Speed
1	8:11.330	8:11.330	64.698
2	13:18.523	5:07.193	105.073
3	18:25.214	5:06.691	105.245
4	23:26.025	5:00.811	107.302
5	30:09.915	6:43.890	79.917
6	48:44.323	18:34.408	28.964
7	53:45.707	5:01.384	107.098
8	58:47.232	5:01.525	107.048
9	1:03:47.055	4:59.823	107.656
10	1:08:46.975	4:59.920	107.621

#### **72** 73 Robert McCRUM

NWSBK Behind 37.027

Best Time **5:01.123** Best Speed **107.191** On **4** Gp **a**

Lap	Elapsed Time	Lap Time	Lap Speed
1	8:23.145	8:23.145	63.179
2	13:27.735	5:04.590	105.971
3	18:28.927	5:01.192	107.166
4	23:30.050	5:01.123	107.191
5	30:27.657	6:57.607	77.292
6	47:28.621	17:00.964	31.615
7	52:32.955	5:04.334	106.060
8	57:37.206	5:04.251	106.089
9	1:02:40.489	5:03.283	106.427

#### **74** 91 James BRESLIN

NWSBK Behind 38.206

Best Time **5:02.302** Best Speed **106.773** On **6** Gp **a**

Lap	Elapsed Time	Lap Time	Lap Speed
1	7:53.328	7:53.328	67.159
2	12:57.668	5:04.340	106.058
3	18:02.579	5:04.911	105.859
4	25:58.777	7:56.198	67.782
5	46:40.494	20:41.717	25.994
6	51:42.796	5:02.302	106.773
7	56:47.496	5:04.700	105.932

## SUPERBIKE / SUPERSTOCK

### Qualifying Session Two

Thursday, 10 May 2007

## DETAILED RESULT

Superbike

### Qualifying Classification

Position

#### **75** 53 Alan CHAMLEY

NWSBK Behind **39.810**

Best Time **5:03.906** Best Speed **106.209** On **7** Gp **a**

Lap	Elapsed Time	Lap Time	Lap Speed
1	7:15.462	7:15.462	72.998
2	12:23.600	5:08.138	104.750
3	17:31.027	5:07.427	104.993
4	22:35.590	5:04.563	105.980
5	29:10.840	6:35.250	81.664
6	47:25.626	18:14.786	29.483
7	52:29.532	5:03.906	106.209
8	57:36.993	5:07.461	104.981
9	1:02:44.644	5:07.651	104.916
10	1:07:49.041	5:04.397	106.038

#### **76** 30 Alan Bud JACKSON

NWSBK Behind **40.238**

Best Time **5:04.334** Best Speed **106.060** On **3** Gp **a**

Lap	Elapsed Time	Lap Time	Lap Speed
1	7:24.645	7:24.645	71.491
2	12:33.068	5:08.423	104.654
3	17:37.402	5:04.334	106.060
4	22:46.157	5:08.755	104.541
5	29:24.371	6:38.214	81.056

### Non Qualifiers

Position

#### **82** John WALSH

NWSBK Behind **2:06.576**

Best Time **6:30.672** Best Speed **82.621** On **1** Gp **a**

Lap	Elapsed Time	Lap Time	Lap Speed
1	6:30.672	6:30.672	81.367

#### **43** Adrian McFARLAND

NWSBK Behind **2:09.329**

Best Time **6:33.425** Best Speed **82.043** On **1** Gp **a**

Lap	Elapsed Time	Lap Time	Lap Speed
1	6:33.425	6:33.425	80.798

# KENNEDY International NORTH WEST 200



## SUPERBIKE / SUPERSTOCK

### Qualifying Session Two

Thursday, 10 May 2007

## DETAILED RESULT

Both Superbike & Superstock

### Qualifying Classification

Position

<b>11</b>	<b>86 Cameron DONALD</b>								
NWSTK		Behind	<b>9.442</b>						
Best Time	<b>4:33.538</b>	Best Speed	<b>118.000</b>	On	<b>6</b>	Gp	<b>a</b>		

Lap	Elapsed Time	Lap Time	Lap Speed
1	12:30.561	12:30.561	42.352
2	17:58.202	5:27.641	98.515
3	22:40.439	4:42.237	114.363
4	28:19.694	5:39.255	95.143
5	45:30.809	17:11.115	31.304
6	50:04.347	4:33.538	118.000
7	54:38.225	4:33.878	117.854
8	59:44.214	5:05.989	105.486

### **3** 86 Cameron DONALD

NWSTK		Behind	<b>5.214</b>						
Best Time	<b>4:33.538</b>	Best Speed	<b>118.000</b>	On	<b>6</b>	Gp	<b>a</b>		

Lap	Elapsed Time	Lap Time	Lap Speed
1	12:30.561	12:30.561	42.352
2	17:58.202	5:27.641	98.515
3	22:40.439	4:42.237	114.363
4	28:19.694	5:39.255	95.143
5	45:30.809	17:11.115	31.304
6	50:04.347	4:33.538	118.000
7	54:38.225	4:33.878	117.854
8	59:44.214	5:05.989	105.486

### **16** 20 Denver ROBB

NWSTK		Behind	<b>12.108</b>						
Best Time	<b>4:36.204</b>	Best Speed	<b>116.861</b>	On	<b>5</b>	Gp	<b>a</b>		

Lap	Elapsed Time	Lap Time	Lap Speed
1	6:02.822	6:02.822	87.613
2	16:40.195	10:37.373	50.642
3	21:27.684	4:47.489	112.274
4	45:53.155	24:25.471	22.025
5	50:29.359	4:36.204	116.861
6	55:07.583	4:38.224	116.013
7	59:59.547	4:51.964	110.553

### **5** 20 Denver ROBB

NWSTK		Behind	<b>7.880</b>						
Best Time	<b>4:36.204</b>	Best Speed	<b>116.861</b>	On	<b>5</b>	Gp	<b>a</b>		

Lap	Elapsed Time	Lap Time	Lap Speed
1	6:02.822	6:02.822	87.613
2	16:40.195	10:37.373	50.642
3	21:27.684	4:47.489	112.274
4	45:53.155	24:25.471	22.025
5	50:29.359	4:36.204	116.861
6	55:07.583	4:38.224	116.013
7	59:59.547	4:51.964	110.553

Both Superbike & Superstock

### Qualifying Classification

Position

<b>11</b>	<b>23 James McBRIDE</b>								
NWSTK		Behind	<b>12.343</b>						
Best Time	<b>4:40.667</b>	Best Speed	<b>115.003</b>	On	<b>7</b>	Gp	<b>a</b>		

Lap	Elapsed Time	Lap Time	Lap Speed
1	5:59.934	5:59.934	88.316
2	10:45.502	4:45.568	113.029
3	15:56.728	5:11.226	103.711
4	20:43.096	4:46.368	112.714
5	25:39.358	4:56.262	108.950
6	45:48.494	20:09.136	26.695
7	50:29.161	4:40.667	115.003

### **24** 27 James McBRIDE

NWSTK		Behind	<b>16.571</b>						
Best Time	<b>4:40.667</b>	Best Speed	<b>115.003</b>	On	<b>7</b>	Gp	<b>a</b>		

Lap	Elapsed Time	Lap Time	Lap Speed
1	5:59.934	5:59.934	88.316
2	10:45.502	4:45.568	113.029
3	15:56.728	5:11.226	103.711
4	20:43.096	4:46.368	112.714
5	25:39.358	4:56.262	108.950
6	45:48.494	20:09.136	26.695
7	50:29.161	4:40.667	115.003

### **12** 36 Michael PEARSON

NWSTK		Behind	<b>12.631</b>						
Best Time	<b>4:40.955</b>	Best Speed	<b>114.885</b>	On	<b>9</b>	Gp	<b>a</b>		

Lap	Elapsed Time	Lap Time	Lap Speed
1	6:45.817	6:45.817	78.331
2	11:29.507	4:43.690	113.778
3	16:13.013	4:43.506	113.852
4	21:05.954	4:52.941	110.185
5	46:20.613	25:14.659	21.310
6	51:01.746	4:41.133	114.813
7	55:44.655	4:42.909	114.092
8	1:00:28.533	4:43.878	113.702
9	1:05:09.488	4:40.955	114.885
10	1:10:26.266	5:16.778	101.893

# KENNEDY International NORTH WEST 200



## SUPERBIKE / SUPERSTOCK

### Qualifying Session Two

Thursday, 10 May 2007

## DETAILED RESULT

Both Superbike & Superstock

### Qualifying Classification

Position

**26** **36 Michael PEARSON**

NWSTK Behind **16.859**

Best Time **4:40.955** Best Speed **114.885** On **9** Gp **a**

Lap	Elapsed Time	Lap Time	Lap Speed
1	6:45.817	6:45.817	78.331
2	11:29.507	4:43.690	113.778
3	16:13.013	4:43.506	113.852
4	21:05.954	4:52.941	110.185
5	26:20.613	5:14.659	102.656
6	31:01.746	4:41.133	114.813
7	35:44.655	4:42.909	114.092
8	40:28.533	4:43.878	113.702
9	45:09.488	4:40.955	114.885
10	50:26.266	5:16.778	101.893

**14** **83 Phil STEWART**

NWSTK Behind **13.024**

Best Time **4:41.348** Best Speed **114.725** On **2** Gp **a**

Lap	Elapsed Time	Lap Time	Lap Speed
1	7:15.616	7:15.616	72.973
2	11:56.964	4:41.348	114.725
3	16:42.363	4:45.399	113.096
4	21:24.487	4:42.124	114.409
5	26:38.911	5:14.424	102.656
6	31:46.574	5:07.663	113.453
7	36:51.075	4:44.501	113.453
8	42:23.415	4:42.340	114.322

**28** **81 Phil STEWART**

NWSTK Behind **17.252**

Best Time **4:41.348** Best Speed **114.725** On **2** Gp **a**

Lap	Elapsed Time	Lap Time	Lap Speed
1	7:15.616	7:15.616	72.973
2	11:56.964	4:41.348	114.725
3	16:42.363	4:45.399	113.096
4	21:24.487	4:42.124	114.409
5	26:38.911	5:14.424	102.656
6	31:46.574	5:07.663	113.453
7	36:51.075	4:44.501	113.453
8	42:23.415	4:42.340	114.322

Both Superbike & Superstock

### Qualifying Classification

Position

**22** **93 Callum RAMSAY**

NWSTK Behind **19.196**

Best Time **4:47.520** Best Speed **112.262** On **4** Gp **a**

Lap	Elapsed Time	Lap Time	Lap Speed
1	6:07.847	6:07.847	86.416
2	11:03.032	4:55.185	109.347
3	16:35.613	7:32.581	71.319
4	23:23.133	4:47.520	112.262
5	29:49.358	6:26.225	83.572
6	36:41.231	6:51.873	77.899
7	43:31.281	6:50.050	111.283
8	50:25.631	6:54.350	111.901
9	57:14.079	6:48.448	111.901

**44** **93 Callum RAMSAY**

NWSTK Behind **23.424**

Best Time **4:47.520** Best Speed **112.262** On **4** Gp **a**

Lap	Elapsed Time	Lap Time	Lap Speed
1	6:07.847	6:07.847	86.416
2	11:03.032	4:55.185	109.347
3	16:35.613	7:32.581	71.319
4	23:23.133	4:47.520	112.262
5	29:49.358	6:26.225	83.572
6	36:41.231	6:51.873	77.899
7	43:31.281	6:50.050	111.283
8	50:25.631	6:54.350	111.901
9	57:14.079	6:48.448	111.901

**23** **70 Victor GILMORE**

NWSTK Behind **20.535**

Best Time **4:48.859** Best Speed **111.742** On **8** Gp **a**

Lap	Elapsed Time	Lap Time	Lap Speed
1	7:58.935	7:58.935	66.372
2	12:59.992	5:01.057	107.214
3	17:54.060	4:54.068	109.762
4	22:46.371	4:52.311	110.422
5	27:43.803	5:57.432	90.304
6	32:40.175	5:56.372	90.847
7	37:40.049	4:49.874	111.350
8	42:48.908	4:48.859	111.742

# KENNEDY International NORTH WEST 200



## SUPERBIKE / SUPERSTOCK

### Qualifying Session Two

Thursday, 10 May 2007

## DETAILED RESULT

Both Superbike & Superstock

### Qualifying Classification

Position

#### **49** 70 Victor GILMORE

NWSTK Behind **24.763**

Best Time **4:48.859** Best Speed **111.742** On **8** Gp **a**

Lap	Elapsed Time	Lap Time	Lap Speed
1	7:58.935	7:58.935	66.372
2	12:59.992	5:01.057	107.214
3	17:54.060	4:54.068	109.762
4	22:46.371	4:52.311	110.422
5	28:43.803	5:57.432	90.304
6	46:10.175	17:26.372	30.847
7	51:00.049	4:49.874	111.350
8	55:48.908	4:48.859	111.742

#### **24** 26 Frank SPENNER

NWSTK Behind **21.782**

Best Time **4:50.106** Best Speed **111.261** On **2** Gp **a**

Lap	Elapsed Time	Lap Time	Lap Speed
1	7:40.593	7:40.593	69.015
2	12:30.699	4:50.106	111.261
3	17:23.010	4:52.311	110.422

#### **52** 54 Frank SPENNER

NWSTK Behind **26.010**

Best Time **4:50.106** Best Speed **111.261** On **2** Gp **a**

Lap	Elapsed Time	Lap Time	Lap Speed
1	7:40.593	7:40.593	69.015
2	12:30.699	4:50.106	111.261
3	17:23.010	4:52.311	110.422

#### **28** 7 Jimmy MOORE

NWSTK Behind **24.010**

Best Time **4:52.334** Best Speed **110.413** On **6** Gp **a**

Lap	Elapsed Time	Lap Time	Lap Speed
1	7:21.250	7:21.250	72.041
2	12:21.379	5:00.129	107.546
3	19:55.401	7:34.022	71.093
4	26:35.513	6:40.112	80.671
5	47:04.290	20:28.777	26.268
6	51:56.624	4:52.334	110.413
7	56:56.685	5:00.061	107.570
8	1:03:54.137	6:57.452	77.321
9	1:08:48.154	4:54.017	109.781

Both Superbike & Superstock

### Qualifying Classification

Position

#### **55** 21 Jimmy MOORE

NWSTK Behind **28.238**

Best Time **4:52.334** Best Speed **110.413** On **6** Gp **a**

Lap	Elapsed Time	Lap Time	Lap Speed
1	7:21.250	7:21.250	72.041
2	12:21.379	5:00.129	107.546
3	19:55.401	7:34.022	71.093
4	26:35.513	6:40.112	80.671
5	47:04.290	20:28.777	26.268
6	51:56.624	4:52.334	110.413
7	56:56.685	5:00.061	107.570
8	1:03:54.137	6:57.452	77.321
9	1:08:48.154	4:54.017	109.781

#### **30** 46 Stephen OATES

NWSTK Behind **26.072**

Best Time **4:54.396** Best Speed **109.640** On **7** Gp **a**

Lap	Elapsed Time	Lap Time	Lap Speed
1	7:07.441	7:07.441	74.368
2	12:02.762	4:55.321	109.297
3	17:00.988	4:58.226	108.232
4	21:59.068	4:58.080	108.285
5	27:39.859	5:40.791	94.714
6	46:26.331	18:46.472	28.654
7	51:20.727	4:54.396	109.640

#### **60** 44 Stephen OATES

NWSTK Behind **30.300**

Best Time **4:54.396** Best Speed **109.640** On **7** Gp **a**

Lap	Elapsed Time	Lap Time	Lap Speed
1	7:07.441	7:07.441	74.368
2	12:02.762	4:55.321	109.297
3	17:00.988	4:58.226	108.232
4	21:59.068	4:58.080	108.285
5	27:39.859	5:40.791	94.714
6	46:26.331	18:46.472	28.654
7	51:20.727	4:54.396	109.640

#### **31** 96 Dave MILLING

NWSTK Behind **26.757**

Best Time **4:55.081** Best Speed **109.386** On **4** Gp **a**

Lap	Elapsed Time	Lap Time	Lap Speed
1	6:48.951	6:48.951	77.731
2	11:50.116	5:01.165	107.176
3	16:45.498	4:55.382	109.274
4	21:40.579	4:55.081	109.386

# KENNEDY International NORTH WEST 200



## SUPERBIKE / SUPERSTOCK

### Qualifying Session Two

Thursday, 10 May 2007

## DETAILED RESULT

Both Superbike & Superstock

### Qualifying Classification

Position

#### **63** 96 Dave MILLING

NWSTK Behind **30.985**

Best Time **4:55.081** Best Speed **109.386** On **4** Gp **a**

Lap	Elapsed Time	Lap Time	Lap Speed
1	6:48.951	6:48.951	77.731
2	11:50.116	5:01.165	107.176
3	16:45.498	4:55.382	109.274
4	21:40.579	4:55.081	109.386

#### **34** 28 Daniel JANSEN

NWSTK Behind **31.019**

Best Time **4:59.343** Best Speed **107.828** On **2** Gp **a**

Lap	Elapsed Time	Lap Time	Lap Speed
1	8:04.103	8:04.103	65.664
2	13:03.446	4:59.343	107.828
3	18:02.893	4:59.447	107.791
4	23:10.133	5:07.240	105.057

#### **69** 92 Daniel JANSEN

NWSTK Behind **35.247**

Best Time **4:59.343** Best Speed **107.828** On **2** Gp **a**

Lap	Elapsed Time	Lap Time	Lap Speed
1	8:04.103	8:04.103	65.664
2	13:03.446	4:59.343	107.828
3	18:02.893	4:59.447	107.791
4	23:10.133	5:07.240	105.057

#### **35** 91 Kevin STROWGER

NWSTK Behind **32.599**

Best Time **5:00.923** Best Speed **107.262** On **4** Gp **a**

Lap	Elapsed Time	Lap Time	Lap Speed
1	8:19.235	8:19.235	63.673
2	13:22.241	5:03.006	106.525
3	18:25.381	5:03.140	106.478
4	23:26.304	5:00.923	107.262
5	30:23.469	6:57.165	77.374

#### **71** 80 Kevin STROWGER

NWSTK Behind **36.827**

Best Time **5:00.923** Best Speed **107.262** On **4** Gp **a**

Lap	Elapsed Time	Lap Time	Lap Speed
1	8:19.235	8:19.235	63.673
2	13:22.241	5:03.006	106.525
3	18:25.381	5:03.140	106.478
4	23:26.304	5:00.923	107.262
5	30:23.469	6:57.165	77.374

Both Superbike & Superstock

### Qualifying Classification

Position

#### **36** 75 Chris McGAHAN

NWSTK Behind **33.740**

Best Time **5:02.064** Best Speed **106.857** On **3** Gp **a**

Lap	Elapsed Time	Lap Time	Lap Speed
1	8:16.535	8:16.535	64.020
2	13:19.125	5:02.590	106.671
3	18:21.189	5:02.064	106.857
4	23:23.552	5:02.363	106.751
5	30:16.998	6:53.446	78.070

#### **73** 75 Chris McGAHAN

NWSTK Behind **37.968**

Best Time **5:02.064** Best Speed **106.857** On **3** Gp **a**


Lap	Elapsed Time	Lap Time	Lap Speed
1	8:16.535	8:16.535	64.020
2	13:19.125	5:02.590	106.671
3	18:21.189	5:02.064	106.857
4	23:23.552	5:02.363	106.751
5	30:16.998	6:53.446	78.070

**SUPERBIKE / SUPERSTOCK**  
**SUPERBIKE COMBINED QUALIFYING**  
**Thursday, 10 May 2007**



Pos	Class	No	Name	-----Best Time / Qual Laps-----			Overall Best Time / Speed / Total Qual Laps			
				Session A		Session B				
<b>Qualifying Classification</b>										
1	NWSBK	3	Michael RUTTER	4:29.247	6	4:24.096	8	4:24.096	122.219	14
2	NWSBK	5	Bruce ANSTEY	4:28.892	1	4:24.117	5	4:24.117	122.209	6
3	NWSBK	4	John McGUINNESS	4:31.161	6	4:24.463	6	4:24.463	122.050	12
4	NWSBK	1	Steve PLATER	4:32.779	6	4:27.030	3	4:27.030	120.876	9
5	NWSBK	52	Ryan RAINEY	4:33.480	5	4:27.691	7	4:27.691	120.578	12
6	NWSBK	8	Guy MARTIN	4:30.801	7	4:27.844	6	4:27.844	120.509	13
7	NWSBK	7	Ian LOUGHER	4:35.960	5	4:28.632	6	4:28.632	120.155	11
8	NWSBK	2	Adrian ARCHIBALD	4:35.387	3	4:31.768	5	4:31.768	118.769	8
9	NWSBK	24	Keith AMOR	4:37.392	5	4:33.342	4	4:33.342	118.085	9
10	NWSBK	49	Conor CUMMINS	4:38.594	2	4:33.520	4	4:33.520	118.008	6
11	NWSBK	86	Cameron DONALD	6:12.264	0	4:33.538	4	4:33.538	118.000	4
12	NWSBK	9	Ryan FARQUHAR	4:39.227	4	4:34.060	4	4:34.060	117.776	8
13	NWSBK	10	Raymond PORTER	4:43.890	2	4:34.541	5	4:34.541	117.569	7
14	NWSBK	45	Martin FINNEGAN	4:43.196	3	4:34.891	6	4:34.891	117.420	9
15	NWSBK	25	Stephen THOMPSON	4:43.691	2	4:35.837	4	4:35.837	117.017	6
16	NWSBK	17	Stuart EASTON	4:36.043	4	-----		4:36.043	116.930	4
17	NWSBK	20	Denver ROBB	4:43.994	4	4:36.204	4	4:36.204	116.861	8
18	NWSBK	32	Michael WEYNAND	4:46.784	5	4:36.539	8	4:36.539	116.720	13
19	NWSBK	15	Chris PALMER	4:44.925	4	4:37.978	4	4:37.978	116.116	8
20	NWSBK	23	Paul HUNT	4:39.977	4	4:39.154	2	4:39.154	115.627	6
21	NWSBK	84	Dan STEWART	4:44.723	5	4:39.492	3	4:39.492	115.487	8
22	NWSBK	22	Nigel BEATTIE	4:54.564	1	4:39.886	5	4:39.886	115.324	6
23	NWSBK	6	Ian HUTCHINSON	4:44.457	5	4:40.341	2	4:40.341	115.137	7
24	NWSBK	50	Paul CRANSTON	4:43.806	7	4:40.526	6	4:40.526	115.061	13
25	NWSBK	27	James McBRIDE	4:49.676	4	4:40.667	5	4:40.667	115.003	9
26	NWSBK	115	Roger MAHER	4:49.878	4	4:40.796	4	4:40.796	114.950	8
27	NWSBK	36	Michael PEARSON	4:44.481	6	4:40.955	8	4:40.955	114.885	14
28	NWSBK	90	Declan SWANTON	5:12.195	1	4:41.031	6	4:41.031	114.854	7
29	NWSBK	81	Phil STEWART	4:44.036	6	4:41.348	6	4:41.348	114.725	12
30	NWSBK	85	Mark PARRETT	4:50.444	4	4:42.151	2	4:42.151	114.398	6
31	NWSBK	93	Callum RAMSAY	4:42.728	4	4:47.520	4	4:42.728	114.165	8
32	NWSBK	100	Dwyer AGNEW	4:48.562	4	4:43.261	5	4:43.261	113.950	9
33	NWSBK	87	John BARTON	4:43.491	7	4:48.006	4	4:43.491	113.858	11
34	NWSBK	95	Tim POOLE	4:45.507	5	4:43.849	3	4:43.849	113.714	8
35	NWSBK	56	Mark BUCKLEY	4:46.240	2	4:43.917	4	4:43.917	113.687	6
36	NWSBK	71	Davy MORGAN	4:45.578	4	4:43.953	3	4:43.953	113.672	7
37	NWSBK	28	Gary JOHNSON	4:47.424	4	4:44.084	4	4:44.084	113.620	8
38	NWSBK	89	Andrew BRADY	4:51.382	4	4:44.687	4	4:44.687	113.379	8
39	NWSBK	58	David BELL	4:51.003	7	4:45.019	6	4:45.019	113.247	13
40	NWSBK	51	Adrian CLARK	4:58.943	6	4:45.331	4	4:45.331	113.123	10
41	NWSBK	46	Ian ARMSTRONG	4:54.673	5	4:45.811	2	4:45.811	112.933	7
42	NWSBK	19	Darren RICHARDSON	5:06.909	2	4:45.872	4	4:45.872	112.909	6
43	NWSBK	88	James EDMEADES	4:54.802	4	4:46.150	4	4:46.150	112.800	8
44	NWSBK	39	James REDPATH	4:51.832	3	4:46.602	3	4:46.602	112.622	6
45	NWSBK	65	Geoff DOWNEY	4:58.480	6	4:46.641	6	4:46.641	112.606	12
46	NWSBK	43	Adrian McFARLAND	4:46.660	3	6:33.425	0	4:46.660	112.599	3
47	NWSBK	98	Paul OWEN	4:47.781	5	4:46.683	3	4:46.683	112.590	8
48	NWSBK	67	Donald MacFADYEN	4:53.937	3	4:48.315	3	4:48.315	111.953	6
49	NWSBK	94	Bruce BIRNIE	4:51.407	2	4:48.522	5	4:48.522	111.872	7
50	NWSBK	26	Paul SHOESMITH	4:53.232	5	4:48.642	5	4:48.642	111.826	10

These Results are provisional and are subject to ratification by the Stewards of the Meeting.

Track	<b>The Triangle</b>	Signed	Organising Club	<b>Coleraine &amp; District Motor Club</b>
Length(miles)	<b>8.9660 Lap 1 (8.8300)</b>			
Weather		Chief Timekeeper		
Track		Issued At:		






**SUPERBIKE / SUPERSTOCK**  
**SUPERBIKE COMBINED QUALIFYING**  
**Thursday, 10 May 2007**



## Qualifying Classification

51	NWSBK	70	Victor GILMORE	-----		4:48.859	5	<b>4:48.859</b>	<b>111.742</b>	5
52	NWSBK	38	Patrick Van GILS	4:57.607	5	4:48.949	5	<b>4:48.949</b>	<b>111.707</b>	10
53	NWSBK	42	Michael DUNLOP	5:26.883	0	4:49.873	3	<b>4:49.873</b>	<b>111.351</b>	3
54	NWSBK	54	Frank SPENNER	4:50.138	7	4:50.106	2	<b>4:50.106</b>	<b>111.261</b>	9
55	NWSBK	68	Karsten SCHMIDT	5:02.627	4	4:51.022	4	<b>4:51.022</b>	<b>110.911</b>	8
56	NWSBK	62	Alan CONNOR	4:58.479	3	4:52.096	6	<b>4:52.096</b>	<b>110.503</b>	9
57	NWSBK	21	Jimmy MOORE	4:54.817	4	4:52.334	4	<b>4:52.334</b>	<b>110.413</b>	8
58	NWSBK	69	Dave WOOLAMS	4:55.534	4	4:53.226	5	<b>4:53.226</b>	<b>110.078</b>	9
59	NWSBK	78	Damien MULLEADY	5:02.734	1	4:53.318	2	<b>4:53.318</b>	<b>110.043</b>	3
60	NWSBK	61	Fabrice MIGUET	4:54.704	2	4:53.495	6	<b>4:53.495</b>	<b>109.977</b>	8
61	NWSBK	31	Fausto DUCI	4:57.197	5	4:53.796	3	<b>4:53.796</b>	<b>109.864</b>	8
62	NWSBK	44	Stephen OATES	-----		4:54.396	4	<b>4:54.396</b>	<b>109.640</b>	4
63	NWSBK	66	Liam QUINN	4:57.526	4	4:54.520	3	<b>4:54.520</b>	<b>109.594</b>	7
64	NWSBK	83	Paul GARTLAND	5:04.624	3	4:55.061	4	<b>4:55.061</b>	<b>109.393</b>	7
65	NWSBK	96	Dave MILLING	-----		4:55.081	3	<b>4:55.081</b>	<b>109.386</b>	3
66	NWSBK	33	Rob IANSON	5:04.605	2	4:55.967	2	<b>4:55.967</b>	<b>109.058</b>	4
67	NWSBK	40	Damian GLEDHILL	4:59.851	2	4:56.031	2	<b>4:56.031</b>	<b>109.035</b>	4
68	NWSBK	59	Gareth ROBERTS	5:00.775	5	4:57.161	4	<b>4:57.161</b>	<b>108.620</b>	9
69	NWSBK	76	Stephen McILVENNA	5:01.522	5	4:57.277	6	<b>4:57.277</b>	<b>108.578</b>	11
70	NWSBK	64	Paul DOBBS	5:03.253	2	4:57.829	2	<b>4:57.829</b>	<b>108.376</b>	4
71	NWSBK	99	Bob COLLINS	4:58.559	5	-----		<b>4:58.559</b>	<b>108.111</b>	5
72	NWSBK	92	Daniel JANSEN	4:59.826	3	4:59.343	3	<b>4:59.343</b>	<b>107.828</b>	6
73	NWSBK	34	David MADSEN-MYGDAL	5:00.762	3	4:59.823	7	<b>4:59.823</b>	<b>107.656</b>	10
74	NWSBK	80	Kevin STROWGER	5:02.975	6	5:00.923	3	<b>5:00.923</b>	<b>107.262</b>	9
75	NWSBK	73	Robert McCURUM	5:05.019	4	5:01.123	6	<b>5:01.123</b>	<b>107.191</b>	10
76	NWSBK	75	Chris McGAHAN	8:24.072	0	5:02.064	3	<b>5:02.064</b>	<b>106.857</b>	3
77	NWSBK	30	Alan Bud JACKSON	5:02.110	6	5:04.334	3	<b>5:02.110</b>	<b>106.841</b>	9
78	NWSBK	91	James BRESLIN	5:05.045	3	5:02.302	4	<b>5:02.302</b>	<b>106.773</b>	7
79	NWSBK	82	John WALSH	5:03.242	2	6:30.672	0	<b>5:03.242</b>	<b>106.442</b>	2
80	NWSBK	53	Alan CHAMLEY	5:18.738	1	5:03.906	7	<b>5:03.906</b>	<b>106.209</b>	8

These Results are provisional and are subject to ratification by the Stewards of the Meeting.

Track	<b>The Triangle</b>	Signed	Organising Club	<b>Coleraine &amp; District Motor Club</b>
Length(miles)	<b>8.9660 Lap 1 (8.8300)</b>			
Weather		Chief Timekeeper		
Track		Issued At:		



# KENNEDY International NORTH WEST 200

## SUPERBIKE

### Race 5 - Blackhorse Motorcycle Finance NW200 Superbike Rac

Saturday, 12 May 2007



Pos	Class	No	Name	Machine / Sponsor	Gp	Laps	Total Time	Behind	Speed	-----Best Lap-----		
										Time	Speed	On
<b>Race Classification</b>												
1	NWSBK	1	Steve PLATER	Yamaha - AIM Racing	a	3	13:01.727		123.244	4:20.268	124.017	3
2	NWSBK	8	Guy MARTIN	Honda - Hydrex Honda	a	3	13:02.682	0.955	123.094	4:21.023	123.658	3
3	NWSBK	3	Michael RUTTER	Kawasaki - Isilon MSS Discovery Kawasaki	a	3	13:03.381	1.654	122.984	4:21.300	123.527	3
4	NWSBK	4	John McGUINNESS	Honda - HM Plant Honda	a	3	13:03.565	1.838	122.955	4:22.037	123.180	2
5	NWSBK	7	Ian LOUGHER	Honda - Stobart Motorsport	a	3	13:10.705	8.978	121.845	4:23.091	122.686	2
6	NWSBK	24	Keith AMOR	Honda - Robinson Concrete/Uel Duncan	a	3	13:14.741	13.014	121.226	4:25.505	121.571	3
7	NWSBK	6	Ian HUTCHINSON	Honda - HM Plant Honda	a	3	13:15.209	13.482	121.155	4:24.711	121.935	2
8	NWSBK	2	Adrian ARCHIBALD	Suzuki - Relentless Suzuki by TAS Racing	a	3	13:16.030	14.303	121.030	4:26.016	121.337	2
9	NWSBK	17	Stuart EASTON	Kawasaki - Isilon MSS Discovery Kawasaki	a	3	13:20.030	18.303	120.424	4:26.538	121.099	2
10	NWSBK	45	Martin FINNEGAN	Honda - Round Tower Racing	a	3	13:22.639	20.912	120.033	4:28.632	120.155	2
11	NWSBK	23	Paul HUNT	Yamaha - Sloppy Racing	a	3	13:35.165	33.438	118.189	4:30.872	119.162	2
12	NWSBK	27	James McBRIDE	Yamaha - Speedfreak Race Team	b	3	13:36.391	34.664	118.011	4:32.591	118.410	2
13	NWSBK	15	Chris PALMER	Yamaha - Solway Slate & Tile Carlisle	a	3	13:36.783	35.056	117.954	4:33.160	118.164	2
14	NWSBK	25	Stephen THOMPSON	Suzuki - T&R Motorsport	a	3	13:38.158	36.431	117.756	4:34.629	117.532	2
15	NWSBK	32	Michael WEYNAND	Kawasaki - SK Support Racing Team	a	3	13:49.176	47.449	116.191	4:36.530	116.724	3
16	NWSBK	50	Paul CRANSTON	Honda - P&J	a	3	13:51.910	50.183	115.810	4:37.761	116.206	3
17	NWSBK	56	Mark BUCKLEY	Suzuki - Raymond Lilley Electrical	b	3	13:56.678	54.951	115.150	4:40.161	115.211	2
18	NWSBK	51	Adrian CLARK	Kawasaki - Mitchells Motorcycles	b	3	13:57.069	55.342	115.096	4:40.920	114.900	3
19	NWSBK	78	Damien MULLEADY	Yamaha	c	3	13:57.238	55.511	115.073	4:39.627	115.431	2
20	NWSBK	21	Jimmy MOORE	Honda - Blackhorse Motorcycle Finance	c	3	13:57.409	55.682	115.049	4:40.214	115.189	2
21	NWSBK	46	Ian ARMSTRONG	Yamaha - Canteen Smithy Eng.	b	3	13:57.617	55.890	115.021	4:40.751	114.969	2
22	NWSBK	85	Mark PARRETT	Yamaha - Ripley Land	b	3	13:58.012	56.285	114.966	4:40.725	114.979	2
23	NWSBK	54	Frank SPENNER	Yamaha - ADAC Hessen-Thuringen	b	3	13:59.545	57.818	114.756	4:38.738	115.799	3
24	NWSBK	22	Nigel BEATTIE	Yamaha - JMF Team Millsport Racing	a	3	14:01.294	59.567	114.518	4:33.658	117.949	2
25	NWSBK	68	Karsten SCHMIDT	Suzuki - Yoshimura Schafer Motorsport	c	3	14:06.129	1:04.402	113.863	4:43.043	114.038	2
26	NWSBK	42	Michael DUNLOP	Yamaha - D & M Racing	b	3	14:08.108	1:06.381	113.598	4:42.038	114.444	2
27	NWSBK	44	Stephen OATES	Suzuki - Hallett Aviation	c	3	14:11.221	1:09.494	113.182	4:44.680	113.382	2
28	NWSBK	39	James REDPATH	Suzuki - Raymond Lilley Electrical	b	3	14:11.736	1:10.009	113.114	4:42.352	114.317	3
29	NWSBK	89	Andrew BRADY	Suzuki - Brennan Lectros	b	3	14:13.050	1:11.323	112.940	4:42.930	114.083	3
30	NWSBK	31	Fausto DUCI	Suzuki	c	3	14:21.305	1:19.578	111.857	4:46.813	112.539	2
31	NWSBK	82	John WALSH	Yamaha - Diamond Edge Racing	c	3	14:22.525	1:20.798	111.699	4:40.179	115.203	3
32	NWSBK	62	Alan CONNOR	Suzuki - Dunshaughlin RRSC	c	3	14:24.315	1:22.588	111.468	4:49.726	111.407	2
33	NWSBK	40	Damian GLEDHILL	Suzuki - TDG Racing / G Hyde	c	3	14:35.876	1:34.149	109.996	4:52.580	110.321	2
34	NWSBK	92	Daniel JANSEN	Kawasaki - Absolutely Fabulous	c	3	14:40.253	1:38.526	109.449	4:51.810	110.612	3
35	NWSBK	73	Robert McCRUM	Yamaha - Barrett Concrete	c	3	14:43.944	1:42.217	108.992	4:54.438	109.624	3
36	NWSBK	91	James BRESLIN	Kawasaki	c	3	14:44.665	1:42.938	108.904	4:56.118	109.002	2
37	NWSBK	76	Stephen McILVENNA	Suzuki - T7 Murray	c	3	14:47.012	1:45.285	108.615	4:56.681	108.796	2
38	NWSBK	83	Paul GARTLAND	Kawasaki	c	3	14:51.717	1:49.990	108.042	4:57.198	108.606	2
39	NWSBK	30	Alan Bud JACKSON	Suzuki - E Jackson/Oddfellows Racing	c	3	14:51.978	1:50.251	108.011	4:56.835	108.739	2
40	NWSBK	53	Alan CHAMLEY	Suzuki - Bob Jackson Racing	c	3	15:03.569	2:01.842	106.625	5:00.356	107.464	3


#### Fastest Lap

NWSBK	1	Steve PLATER	Yamaha - AIM Racing	a						4:20.268	124.017	3
-------	---	--------------	---------------------	---	--	--	--	--	--	----------	---------	---

#### Not Classified

DNF	NWSBK	28	Gary JOHNSON	Yamaha - Speedfreak Race Team	b	2	9:14.340	1 Lap	115.571	4:43.002	114.054	2
DNF	NWSBK	88	James EDMEADES	Yamaha - Speedfreak Race Team	b	2	9:32.516	18.176	111.902	4:53.262	110.064	2

These Results are provisional and are subject to ratification by the Stewards of the Meeting.

Track	<b>The Triangle</b>	Signed		Organising Club	<b>Coleraine &amp; District Motor C</b>
Length(miles)	<b>8.9660</b> <b>Lap 1 (8.8300)</b>		Chief Timekeeper	Warmup Started	
Weather	<b>Sunny</b>	Issued At:	17:02:34	Race Started	<b>16:41:10.482</b>
Track	<b>Dry</b>			Gp Time Diff - b 41.18 / c 71.51	

# KENNEDY International NORTH WEST 200



## SUPERBIKE

### Race 5 - Blackhorse Motorcycle Finance NW200 Superbike Race

Saturday, 12 May 2007

## DETAILED RESULT

Superbike

### Race Classification

#### **1** 1 Steve PLATER

Total Time **13:01.727** Avg Speed **123.244** Behind  
Best Time **4:20.268** Best Speed **124.017** On 3 Gp a

Lap	Elapsed Time	Lap Time	Lap Speed
1	4:18.770	4:18.770	122.843
2	8:41.459	4:22.689	122.874
3	13:01.727	4:20.268	124.017

#### **2** 8 Guy MARTIN

Total Time **13:02.682** Avg Speed **123.094** Behind **0.955**  
Best Time **4:21.023** Best Speed **123.658** On 3 Gp a

Lap	Elapsed Time	Lap Time	Lap Speed
1	4:19.862	4:19.862	122.326
2	8:41.659	4:21.797	123.292
3	13:02.682	4:21.023	123.658

#### **3** 3 Michael RUTTER

Total Time **13:03.381** Avg Speed **122.984** Behind **1.654**  
Best Time **4:21.300** Best Speed **123.527** On 3 Gp a

Lap	Elapsed Time	Lap Time	Lap Speed
1	4:19.456	4:19.456	122.518
2	8:42.081	4:22.625	122.904
3	13:03.381	4:21.300	123.527

#### **4** 4 John McGUINNESS

Total Time **13:03.565** Avg Speed **122.955** Behind **1.838**  
Best Time **4:22.037** Best Speed **123.180** On 2 Gp a

Lap	Elapsed Time	Lap Time	Lap Speed
1	4:19.060	4:19.060	122.705
2	8:41.097	4:22.037	123.180
3	13:03.565	4:22.468	122.977

#### **5** 7 Ian LOUGHER

Total Time **13:10.705** Avg Speed **121.845** Behind **8.978**  
Best Time **4:23.091** Best Speed **122.686** On 2 Gp a

Lap	Elapsed Time	Lap Time	Lap Speed
1	4:20.518	4:20.518	122.018
2	8:43.609	4:23.091	122.686
3	13:10.705	4:27.096	120.846

Superbike

### Race Classification

#### **6** 24 Keith AMOR

Total Time **13:14.741** Avg Speed **121.226** Behind **13.014**  
Best Time **4:25.505** Best Speed **121.571** On 3 Gp a

Lap	Elapsed Time	Lap Time	Lap Speed
1	4:22.410	4:22.410	121.139
2	8:49.236	4:26.826	120.969
3	13:14.741	4:25.505	121.571

#### **7** 6 Ian HUTCHINSON

Total Time **13:15.209** Avg Speed **121.155** Behind **13.482**  
Best Time **4:24.711** Best Speed **121.935** On 2 Gp a

Lap	Elapsed Time	Lap Time	Lap Speed
1	4:23.704	4:23.704	120.544
2	8:48.415	4:24.711	121.935
3	13:15.209	4:26.794	120.983

#### **8** 2 Adrian ARCHIBALD

Total Time **13:16.030** Avg Speed **121.030** Behind **14.303**  
Best Time **4:26.016** Best Speed **121.337** On 2 Gp a

Lap	Elapsed Time	Lap Time	Lap Speed
1	4:22.737	4:22.737	120.988
2	8:48.753	4:26.016	121.337
3	13:16.030	4:27.277	120.765

#### **9** 17 Stuart EASTON

Total Time **13:20.030** Avg Speed **120.424** Behind **18.303**  
Best Time **4:26.538** Best Speed **121.099** On 2 Gp a

Lap	Elapsed Time	Lap Time	Lap Speed
1	4:26.085	4:26.085	119.466
2	8:52.623	4:26.538	121.099
3	13:20.030	4:27.407	120.706

#### **10** 45 Martin FINNEGAN

Total Time **13:22.639** Avg Speed **120.033** Behind **20.912**  
Best Time **4:28.632** Best Speed **120.155** On 2 Gp a

Lap	Elapsed Time	Lap Time	Lap Speed
1	4:24.299	4:24.299	120.273
2	8:52.931	4:28.632	120.155
3	13:22.639	4:29.708	119.676

# KENNEDY International NORTH WEST 200



## SUPERBIKE

### Race 5 - Blackhorse Motorcycle Finance NW200 Superbike Race

Saturday, 12 May 2007

## DETAILED RESULT

Superbike

### Race Classification

**11** 23 Paul HUNT

Total Time **13:35.165** Avg Speed **118.189** Behind **33.438**  
Best Time **4:30.872** Best Speed **119.162** On **2** Gp **a**

Lap	Elapsed Time	Lap Time	Lap Speed
1	4:30.798	4:30.798	117.386
2	9:01.670	4:30.872	119.162
3	13:35.165	4:33.495	118.019

**12** 27 James McBRIDE

Total Time **13:36.391** Avg Speed **118.011** Behind **34.664**  
Best Time **4:32.591** Best Speed **118.410** On **2** Gp **b**

Lap	Elapsed Time	Lap Time	Lap Speed
1	4:29.404	4:29.404	117.994
2	9:01.995	4:32.591	118.410
3	13:36.391	4:34.396	117.631

**13** 15 Chris PALMER

Total Time **13:36.783** Avg Speed **117.954** Behind **35.056**  
Best Time **4:33.160** Best Speed **118.164** On **2** Gp **a**

Lap	Elapsed Time	Lap Time	Lap Speed
1	4:29.999	4:29.999	117.734
2	9:03.159	4:33.160	118.164
3	13:36.783	4:33.624	117.963

**14** 25 Stephen THOMPSON

Total Time **13:38.158** Avg Speed **117.756** Behind **36.431**  
Best Time **4:34.629** Best Speed **117.532** On **2** Gp **a**

Lap	Elapsed Time	Lap Time	Lap Speed
1	4:28.831	4:28.831	118.245
2	9:03.460	4:34.629	117.532
3	13:38.158	4:34.698	117.502

**15** 32 Michael WEYNAND

Total Time **13:49.176** Avg Speed **116.191** Behind **47.449**  
Best Time **4:36.530** Best Speed **116.724** On **3** Gp **a**

Lap	Elapsed Time	Lap Time	Lap Speed
1	4:35.972	4:35.972	115.186
2	9:12.646	4:36.674	116.663
3	13:49.176	4:36.530	116.724

Superbike

### Race Classification

**16** 50 Paul CRANSTON

Total Time **13:51.910** Avg Speed **115.810** Behind **50.183**  
Best Time **4:37.761** Best Speed **116.206** On **3** Gp **a**

Lap	Elapsed Time	Lap Time	Lap Speed
1	4:35.441	4:35.441	115.408
2	9:14.149	4:38.708	115.812
3	13:51.910	4:37.761	116.206

**17** 56 Mark BUCKLEY

Total Time **13:56.678** Avg Speed **115.150** Behind **54.951**  
Best Time **4:40.161** Best Speed **115.211** On **2** Gp **b**

Lap	Elapsed Time	Lap Time	Lap Speed
1	4:35.329	4:35.329	115.455
2	9:15.490	4:40.161	115.211
3	13:56.678	4:41.188	114.790

**18** 51 Adrian CLARK

Total Time **13:57.069** Avg Speed **115.096** Behind **55.342**  
Best Time **4:40.920** Best Speed **114.900** On **3** Gp **b**

Lap	Elapsed Time	Lap Time	Lap Speed
1	4:34.618	4:34.618	115.754
2	9:16.149	4:41.531	114.650
3	13:57.069	4:40.920	114.900

**19** 78 Damien MULLEADY

Total Time **13:57.238** Avg Speed **115.073** Behind **55.511**  
Best Time **4:39.627** Best Speed **115.431** On **2** Gp **c**

Lap	Elapsed Time	Lap Time	Lap Speed
1	4:36.590	4:36.590	114.928
2	9:16.217	4:39.627	115.431
3	13:57.238	4:41.021	114.858

**20** 21 Jimmy MOORE

Total Time **13:57.409** Avg Speed **115.049** Behind **55.682**  
Best Time **4:40.214** Best Speed **115.189** On **2** Gp **c**

Lap	Elapsed Time	Lap Time	Lap Speed
1	4:36.154	4:36.154	115.110
2	9:16.368	4:40.214	115.189
3	13:57.409	4:41.041	114.850

# KENNEDY International NORTH WEST 200



## SUPERBIKE

### Race 5 - Blackhorse Motorcycle Finance NW200 Superbike Race

Saturday, 12 May 2007

## DETAILED RESULT

Superbike

### Race Classification

**21** 46 Ian ARMSTRONG

Total Time **13:57.617** Avg Speed **115.021** Behind **55.890**  
 Best Time **4:40.751** Best Speed **114.969** On **2** Gp **b**

Lap	Elapsed Time	Lap Time	Lap Speed
1	4:35.922	4:35.922	115.206
2	9:16.673	4:40.751	114.969
3	13:57.617	4:40.944	114.890

**22** 85 Mark PARRETT

Total Time **13:58.012** Avg Speed **114.966** Behind **56.285**  
 Best Time **4:40.725** Best Speed **114.979** On **2** Gp **b**

Lap	Elapsed Time	Lap Time	Lap Speed
1	4:36.382	4:36.382	115.015
2	9:17.107	4:40.725	114.979
3	13:58.012	4:40.905	114.906

**23** 54 Frank SPENNER

Total Time **13:59.545** Avg Speed **114.756** Behind **57.818**  
 Best Time **4:38.738** Best Speed **115.799** On **3** Gp **b**

Lap	Elapsed Time	Lap Time	Lap Speed
1	4:39.626	4:39.626	113.680
2	9:20.807	4:41.181	114.793
3	13:59.545	4:38.738	115.799

**24** 22 Nigel BEATTIE

Total Time **14:01.294** Avg Speed **114.518** Behind **59.567**  
 Best Time **4:33.658** Best Speed **117.949** On **2** Gp **a**

Lap	Elapsed Time	Lap Time	Lap Speed
1	4:37.867	4:37.867	114.400
2	9:11.525	4:33.658	117.949
3	14:01.294	4:49.769	111.391

**25** 68 Karsten SCHMIDT

Total Time **14:06.129** Avg Speed **113.863** Behind **1:04.402**  
 Best Time **4:43.043** Best Speed **114.038** On **2** Gp **c**

Lap	Elapsed Time	Lap Time	Lap Speed
1	4:38.961	4:38.961	113.951
2	9:22.004	4:43.043	114.038
3	14:06.129	4:44.125	113.604

Superbike

### Race Classification

**26** 42 Michael DUNLOP

Total Time **14:08.108** Avg Speed **113.598** Behind **1:06.381**  
 Best Time **4:42.038** Best Speed **114.444** On **2** Gp **b**

Lap	Elapsed Time	Lap Time	Lap Speed
1	4:43.010	4:43.010	112.321
2	9:25.048	4:42.038	114.444
3	14:08.108	4:43.060	114.031

**27** 44 Stephen OATES

Total Time **14:11.221** Avg Speed **113.182** Behind **1:09.494**  
 Best Time **4:44.680** Best Speed **113.382** On **2** Gp **c**

Lap	Elapsed Time	Lap Time	Lap Speed
1	4:40.981	4:40.981	113.132
2	9:25.661	4:44.680	113.382
3	14:11.221	4:45.560	113.033

**28** 39 James REDPATH

Total Time **14:11.736** Avg Speed **113.114** Behind **1:10.009**  
 Best Time **4:42.352** Best Speed **114.317** On **3** Gp **b**

Lap	Elapsed Time	Lap Time	Lap Speed
1	4:45.234	4:45.234	111.445
2	9:29.384	4:44.150	113.594
3	14:11.736	4:42.352	114.317

**29** 89 Andrew BRADY

Total Time **14:13.050** Avg Speed **112.940** Behind **1:11.323**  
 Best Time **4:42.930** Best Speed **114.083** On **3** Gp **b**

Lap	Elapsed Time	Lap Time	Lap Speed
1	4:45.945	4:45.945	111.168
2	9:30.120	4:44.175	113.584
3	14:13.050	4:42.930	114.083

**30** 31 Fausto DUCI

Total Time **14:21.305** Avg Speed **111.857** Behind **1:19.578**  
 Best Time **4:46.813** Best Speed **112.539** On **2** Gp **c**

Lap	Elapsed Time	Lap Time	Lap Speed
1	4:46.088	4:46.088	111.113
2	9:32.901	4:46.813	112.539
3	14:21.305	4:48.404	111.918

# KENNEDY International NORTH WEST 200



## SUPERBIKE

### Race 5 - Blackhorse Motorcycle Finance NW200 Superbike Race

Saturday, 12 May 2007

## DETAILED RESULT

Superbike

### Race Classification

**31** 82 John WALSH

Total Time **14:22.525** Avg Speed **111.699** Behind **1:20.798**  
Best Time **4:40.179** Best Speed **115.203** On **3** Gp **c**

Lap	Elapsed Time	Lap Time	Lap Speed
1	4:59.995	4:59.995	105.962
2	9:42.346	4:42.351	114.317
3	14:22.525	4:40.179	115.203

**32** 62 Alan CONNOR

Total Time **14:24.315** Avg Speed **111.468** Behind **1:22.588**  
Best Time **4:49.726** Best Speed **111.407** On **2** Gp **c**

Lap	Elapsed Time	Lap Time	Lap Speed
1	4:44.110	4:44.110	111.886
2	9:33.836	4:49.726	111.407
3	14:24.315	4:50.479	111.119

**33** 40 Damian GLEDHILL

Total Time **14:35.876** Avg Speed **109.996** Behind **1:34.149**  
Best Time **4:52.580** Best Speed **110.321** On **2** Gp **c**

Lap	Elapsed Time	Lap Time	Lap Speed
1	4:47.167	4:47.167	110.695
2	9:39.747	4:52.580	110.321
3	14:35.876	4:56.129	108.998

**34** 92 Daniel JANSEN

Total Time **14:40.253** Avg Speed **109.449** Behind **1:38.526**  
Best Time **4:51.810** Best Speed **110.612** On **3** Gp **c**

Lap	Elapsed Time	Lap Time	Lap Speed
1	4:53.420	4:53.420	108.336
2	9:48.443	4:55.023	109.407
3	14:40.253	4:51.810	110.612

**35** 73 Robert McCRUM

Total Time **14:43.944** Avg Speed **108.992** Behind **1:42.217**  
Best Time **4:54.438** Best Speed **109.624** On **3** Gp **c**

Lap	Elapsed Time	Lap Time	Lap Speed
1	4:52.461	4:52.461	108.691
2	9:49.506	4:57.045	108.662
3	14:43.944	4:54.438	109.624

Superbike

### Race Classification

**36** 91 James BRESLIN

Total Time **14:44.665** Avg Speed **108.904** Behind **1:42.938**  
Best Time **4:56.118** Best Speed **109.002** On **2** Gp **c**

Lap	Elapsed Time	Lap Time	Lap Speed
1	4:50.427	4:50.427	109.453
2	9:46.545	4:56.118	109.002
3	14:44.665	4:58.120	108.270

**37** 76 Stephen McILVENNA

Total Time **14:47.012** Avg Speed **108.615** Behind **1:45.285**  
Best Time **4:56.681** Best Speed **108.796** On **2** Gp **c**

Lap	Elapsed Time	Lap Time	Lap Speed
1	4:50.869	4:50.869	109.286
2	9:47.550	4:56.681	108.796
3	14:47.012	4:59.462	107.785

**38** 83 Paul GARTLAND

Total Time **14:51.717** Avg Speed **108.042** Behind **1:49.990**  
Best Time **4:57.198** Best Speed **108.606** On **2** Gp **c**

Lap	Elapsed Time	Lap Time	Lap Speed
1	4:55.855	4:55.855	107.445
2	9:53.053	4:57.198	108.606
3	14:51.717	4:58.664	108.073

**39** 30 Alan Bud JACKSON

Total Time **14:51.978** Avg Speed **108.011** Behind **1:50.251**  
Best Time **4:56.835** Best Speed **108.739** On **2** Gp **c**

Lap	Elapsed Time	Lap Time	Lap Speed
1	4:56.650	4:56.650	107.157
2	9:53.485	4:56.835	108.739
3	14:51.978	4:58.493	108.135

**40** 53 Alan CHAMLEY

Total Time **15:03.569** Avg Speed **106.625** Behind **2:01.842**  
Best Time **5:00.356** Best Speed **107.464** On **3** Gp **c**

Lap	Elapsed Time	Lap Time	Lap Speed
1	5:01.106	5:01.106	105.571
2	10:03.213	5:02.107	106.842
3	15:03.569	5:00.356	107.464

Not Classified

# KENNEDY International NORTH WEST 200



## SUPERBIKE

Race 5 - Blackhorse Motorcycle Finance NW200 Superbike Race

Saturday, 12 May 2007

## DETAILED RESULT

Superbike

### Not Classified

#### **DNF** 28 Gary JOHNSON

Total Time **9:14.340** Avg Speed **115.571** Behind **1 Lap**

Best Time **4:43.002** Best Speed **114.054** On **2** Gp **b**

Lap	Elapsed Time	Lap Time	Lap Speed
1	4:31.338	4:31.338	117.153
2	9:14.340	4:43.002	114.054

#### **DNF** 88 James EDMEADES

Total Time **9:32.516** Avg Speed **111.902** Behind **18.176**

Best Time **4:53.262** Best Speed **110.064** On **2** Gp **b**

Lap	Elapsed Time	Lap Time	Lap Speed
1	4:39.254	4:39.254	113.832
2	9:32.516	4:53.262	110.064



# KENNEDY International NORTH WEST 200

## SUPERBIKE

### Race 5 - Blackhorse Motorcycle Finance NW200 Superbike R

## LAP CHART



1					2					3				
No	Name	G	Elapsed Time	Lap Time	No	Name	G	Elapsed Time	Lap Time	No	Name	G	Elapsed Time	Lap Time
1	Steve PLATER	a	4:18.770	4:18.770	4	John McGUINNESS	a	8:41.097	4:22.037	1	Steve PLATER	a	13:01.727	4:20.268
4	John McGUINNESS	a	4:19.060	4:19.060	1	Steve PLATER	a	8:41.459	4:22.689	8	Guy MARTIN	a	13:02.682	4:21.023
3	Michael RUTTER	a	4:19.456	4:19.456	8	Guy MARTIN	a	8:41.659	4:21.797	3	Michael RUTTER	a	13:03.381	4:21.300
8	Guy MARTIN	a	4:19.862	4:19.862	3	Michael RUTTER	a	8:42.081	4:22.625	4	John McGUINNESS	a	13:03.565	4:22.468
7	Ian LOUGHER	a	4:20.518	4:20.518	7	Ian LOUGHER	a	8:43.609	4:23.091	7	Ian LOUGHER	a	13:10.705	4:27.096
24	Keith AMOR	a	4:22.410	4:22.410	6	Ian HUTCHINSON	a	8:48.415	4:24.711	24	Keith AMOR	a	13:14.741	4:25.505
2	Adrian ARCHIBALD	a	4:22.737	4:22.737	2	Adrian ARCHIBALD	a	8:48.753	4:26.016	6	Ian HUTCHINSON	a	13:15.209	4:26.794
6	Ian HUTCHINSON	a	4:23.704	4:23.704	24	Keith AMOR	a	8:49.236	4:26.826	2	Adrian ARCHIBALD	a	13:16.030	4:27.277
45	Martin FINNEGAN	a	4:24.299	4:24.299	17	Stuart EASTON	a	8:52.623	4:26.538	17	Stuart EASTON	a	13:20.030	4:27.407
17	Stuart EASTON	a	4:26.085	4:26.085	45	Martin FINNEGAN	a	8:52.931	4:28.632	45	Martin FINNEGAN	a	13:22.639	4:29.708
25	Stephen THOMPSON	a	4:28.831	4:28.831	23	Paul HUNT	a	9:01.670	4:30.872	23	Paul HUNT	a	13:35.165	4:33.495
27	James McBRIDE	b	4:29.404	4:29.404	27	James McBRIDE	b	9:01.995	4:32.591	27	James McBRIDE	b	13:36.391	4:34.396
15	Chris PALMER	a	4:29.999	4:29.999	15	Chris PALMER	a	9:03.159	4:33.160	15	Chris PALMER	a	13:36.783	4:33.624
23	Paul HUNT	a	4:30.798	4:30.798	25	Stephen THOMPSON	a	9:03.460	4:34.629	25	Stephen THOMPSON	a	13:38.158	4:34.698
28	Gary JOHNSON	b	4:31.338	4:31.338	22	Nigel BEATTIE	a	9:11.525	4:33.658	32	Michael WEYNAND	a	13:49.176	4:36.530
51	Adrian CLARK	b	4:34.618	4:34.618	32	Michael WEYNAND	a	9:12.646	4:36.674	50	Paul CRANSTON	a	13:51.910	4:37.761
56	Mark BUCKLEY	b	4:35.329	4:35.329	50	Paul CRANSTON	a	9:14.149	4:38.708	56	Mark BUCKLEY	b	13:56.678	4:41.188
50	Paul CRANSTON	a	4:35.441	4:35.441	28	Gary JOHNSON	b	9:14.340	4:43.002	51	Adrian CLARK	b	13:57.069	4:40.920
46	Ian ARMSTRONG	b	4:35.922	4:35.922	56	Mark BUCKLEY	b	9:15.490	4:40.161	78	Damien MULLEADY	c	13:57.238	4:41.021
32	Michael WEYNAND	a	4:35.972	4:35.972	51	Adrian CLARK	b	9:16.149	4:41.531	21	Jimmy MOORE	c	13:57.409	4:41.041
21	Jimmy MOORE	c	4:36.154	4:36.154	78	Damien MULLEADY	c	9:16.217	4:39.627	46	Ian ARMSTRONG	b	13:57.617	4:40.944
85	Mark PARRETT	b	4:36.382	4:36.382	21	Jimmy MOORE	c	9:16.368	4:40.214	85	Mark PARRETT	b	13:58.012	4:40.905
78	Damien MULLEADY	c	4:36.590	4:36.590	46	Ian ARMSTRONG	b	9:16.673	4:40.751	54	Frank SPENNER	b	13:59.545	4:38.738
22	Nigel BEATTIE	a	4:37.867	4:37.867	85	Mark PARRETT	b	9:17.107	4:40.725	22	Nigel BEATTIE	a	14:01.294	4:49.769
68	Karsten SCHMIDT	c	4:38.961	4:38.961	54	Frank SPENNER	b	9:20.807	4:41.181	68	Karsten SCHMIDT	c	14:06.129	4:44.125
88	James EDMEADES	b	4:39.254	4:39.254	68	Karsten SCHMIDT	c	9:22.004	4:43.043	42	Michael DUNLOP	b	14:08.108	4:43.060
54	Frank SPENNER	b	4:39.626	4:39.626	42	Michael DUNLOP	b	9:25.048	4:42.038	44	Stephen OATES	c	14:11.221	4:45.560
44	Stephen OATES	c	4:40.981	4:40.981	44	Stephen OATES	c	9:25.661	4:44.680	39	James REDPATH	b	14:11.736	4:42.352
42	Michael DUNLOP	b	4:43.010	4:43.010	39	James REDPATH	b	9:29.384	4:44.150	89	Andrew BRADY	b	14:13.050	4:42.930
62	Alan CONNOR	c	4:44.110	4:44.110	89	Andrew BRADY	b	9:30.120	4:44.175	31	Fausto DUCI	c	14:21.305	4:48.404
39	James REDPATH	b	4:45.234	4:45.234	88	James EDMEADES	b	9:32.516	4:53.262	82	John WALSH	c	14:22.525	4:40.179
89	Andrew BRADY	b	4:45.945	4:45.945	31	Fausto DUCI	c	9:32.901	4:46.813	62	Alan CONNOR	c	14:24.315	4:50.479
31	Fausto DUCI	c	4:46.088	4:46.088	62	Alan CONNOR	c	9:33.836	4:49.726	40	Damian GLEDHILL	c	14:35.876	4:56.129
40	Damian GLEDHILL	c	4:47.167	4:47.167	40	Damian GLEDHILL	c	9:39.747	4:52.580	92	Daniel JANSEN	c	14:40.253	4:51.810
91	James BRESLIN	c	4:50.427	4:50.427	82	John WALSH	c	9:42.346	4:42.351	73	Robert McCURUM	c	14:43.944	4:54.438
76	Stephen McILVENNA	c	4:50.869	4:50.869	91	James BRESLIN	c	9:46.545	4:56.118	91	James BRESLIN	c	14:44.665	4:58.120
73	Robert McCURUM	c	4:52.461	4:52.461	76	Stephen McILVENNA	c	9:47.550	4:56.681	76	Stephen McILVENNA	c	14:47.012	4:59.462
92	Daniel JANSEN	c	4:53.420	4:53.420	92	Daniel JANSEN	c	9:48.443	4:55.023	83	Paul GARTLAND	c	14:51.717	4:58.664
83	Paul GARTLAND	c	4:55.855	4:55.855	73	Robert McCURUM	c	9:49.506	4:57.045	30	Alan Bud JACKSON	c	14:51.978	4:58.493
30	Alan Bud JACKSON	c	4:56.650	4:56.650	83	Paul GARTLAND	c	9:53.053	4:57.198	53	Alan CHAMLEY	c	15:03.569	5:00.356
82	John WALSH	c	4:59.995	4:59.995	30	Alan Bud JACKSON	c	9:53.485	4:56.835					
53	Alan CHAMLEY	c	5:01.106	5:01.106	53	Alan CHAMLEY	c	10:03.213	5:02.107					